

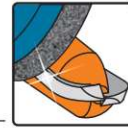
# WHAT'S THE SECRET TO FLAWLESS EDGE PROFILES WITH NO REWORK?

**WOOD** Magazine **Best Overall**  
WOOD'S CHOICE 1994 ROUTER BITS

**CMT Overall Rating 10!**  
**Top Performing Router Bits**

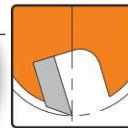
**TBOX**

Darbagaldi & Instrumenti



**MULTI-AXIS GRINDING  
 CREATES A 3X LONGER  
 LASTING MIRROR FINISH**

Each cutting edge is precisely sharpened to the micron, in order to produce a cutting angle, which is razor sharp, yet extremely durable.



**ANTI-KICKBACK DESIGN**

Controls depth of cut and minimizes the chance of kickback, reducing your risk of injury.



**SINTERHIP  
 HI-DENSITY  
 INDUSTRIAL CHROME  
 CARBIDE**

New process called SinterHIP (Hot Isostatic Pressing), helps prevent material failure and increases cutting life.



**TRI-METAL BRAZING**

Our Silver-Copper-Silver brazing protects the carbide tip when cutting harder wood or wood composites and reduces the chance of failed welds.



**NON-STICK  
 ORANGE SHIELD  
 COATING®**

Prevents bit from heating up, reduces pitch build-up, protects against corrosion and provides a longer bit life.



Deluxe packaging






**TBOX**
























Darbagaldi & Instrumenti



**SUPERIOR  
 HIGH-STRENGTH STEEL**

We use high-quality, solid bar stock sourced from Switzerland, which provides exceptional resistance to fatigue and abrasion.

<p><b>UP &amp; DOWN CUT SPIRAL</b></p>  <p>146</p>	<p><b>Z1 UPCUT SPIRAL</b></p>  <p>146</p>	<p><b>Z2 UP &amp; DOWN CUT SPIRAL</b></p>  <p>147</p>	<p><b>STRAIGHT WITH CENTER TIP</b></p>  <p>148</p>
<p><b>STRAIGHT</b></p>  <p>149-151</p>	<p><b>STRAIGHT WITH THREADED SHANK</b></p>  <p>152</p>	<p><b>SPIRAL FOR ALUMINIUM</b></p>  <p>153</p>	<p><b>STRAIGHT WITH INSERT KNIVES</b></p>  <p>154-155</p>
<p><b>MORTISING &amp; HINGE</b></p>  <p>156-157</p>	<p><b>PATTERN</b></p>  <p>158</p>	<p><b>PATTERN WITH INSERT KNIVES</b></p>  <p>159</p>	<p><b>WEATHERSEAL</b></p>  <p>160</p>
<p><b>COMBINATION TRIMMER</b></p>  <p>160-161</p>	<p><b>COMBINATION TRIMMER WITH BEARING</b></p>  <p>161</p>	<p><b>FLUSH TRIM</b></p>  <p>162-163</p>	<p><b>SPIRAL FLUSH TRIM</b></p>  <p>164</p>
<p><b>FLUSH TRIM FOR LAMINATE</b></p>  <p>164-165</p>	<p><b>FLUSH TRIM WITH INSERT KNIVES</b></p>  <p>165</p>	<p><b>PATTERN/FLUSH WITH INSERT KNIVES</b></p>  <p>166</p>	<p><b>PATTERN/FLUSH TRIM</b></p>  <p>166</p>
<p><b>PANEL PILOT</b></p>  <p>167</p>	<p><b>RABBETING</b></p>  <p>168-170</p>	<p><b>RABBETING WITH INSERT KNIVES</b></p>  <p>169-170</p>	<p><b>KEYHOLE</b></p>  <p>171</p>
<p><b>T-SLOT</b></p>  <p>171</p>	<p><b>SCREW SLOT</b></p>  <p>172</p>	<p><b>SLOT FOR FLOORING</b></p>  <p>172</p>	<p><b>SLOT CUTTERS &amp; SETS</b></p>  <p>173-176</p>
<p><b>LOCK MITER</b></p>  <p>176-177</p>	<p><b>GLUE JOINT</b></p>  <p>178</p>	<p><b>DRAWER LOCK</b></p>  <p>179</p>	
<p><b>WINDOW SASH</b></p>  <p>180</p>		<p><b>GLASS DOOR SASH</b></p>  <p>181</p>	
<p><b>V-TONGUE &amp; GROOVE</b></p>  <p>183</p>		<p><b>EDGE BANDING</b></p>  <p>183</p>	
<p><b>FINGER JOINT</b></p>  <p>182</p>	<p><b>DOVETAIL</b></p>  <p>184-186</p>	<p><b>60° LETTERING</b></p>  <p>187</p>	<p><b>BOWL &amp; TRAY</b></p>  <p>187</p>
<p><b>V-GROOVING &amp; LASER POINT</b></p>  <p>188-190</p>	<p><b>CHAMFER</b></p>  <p>191-192</p>	<p><b>CHAMFER WITH INSERT KNIVES</b></p>  <p>191</p>	<p><b>ROUND NOSE</b></p>  <p>193</p>

<b>BALL END</b>  194	<b>COVE</b>  195-196	<b>OVOLO &amp; ROUNDOVER</b>  196-199	<b>ROUNDOVER WITH INSERT KNIVES</b>  197
<b>DECORATIVE BEADING</b>  200-201	<b>OGEE &amp; PROFILES</b>  202-203	<b>ADJUSTABLE ROUNDOVER</b>  204	<b>WAINSCOT PANELING</b>  205
<b>CORNER BEADING</b>  205-206	<b>BEAD &amp; BULL NOSE</b>  206	<b>EDGE-FLUTING</b>  207	
<b>MOULDING SYSTEM</b>  207		<b>MOULDING</b>  208-210	<b>FINGER PULL DOOR LIP</b>  210-211
<b>TABLE EDGE &amp; HAND RAIL</b>  212		<b>VERTICAL RAISED PANEL</b>  212	<b>RAISED PANEL</b>  216-217
<b>RAIL &amp; STILE SET</b>  213-215		<b>STILE &amp; PANEL</b>  218	<b>STRIPLOX CUTTER</b>  219
<b>SOLID SURFACE COUNTER-TOP TRIM</b>  219	<b>SOLID SURFACE ROUNDOVER</b>  220-221	<b>SOLID SURFACE BEVEL</b>  222	<b>SOLID SURFACE CUT &amp; PLUG REPAIR SET</b>  223
<b>SOLID SURFACE NO-DRIP</b>  224	<b>SOLID SURFACE WAVY JOINT</b>  224	<b>SOLID SURFACE SINK &amp; TRIM</b>  225-226	<b>ROUTER BIT SETS</b>  227-237
<b>STRAIGHT</b>  239	<b>PATTERN</b>  240	<b>FLUSH TRIM</b>  240	<b>ROUND NOSE</b>  240
<b>V-GROOVE</b>  241	<b>DECORATIVE</b>  241	<b>KEYHOLE</b>  241	<b>DOVETAIL</b>  242
<b>SLOT CUTTER</b>  242	<b>CHAMFER</b>  242	<b>RABBETING</b>  243	<b>COVE</b>  243
<b>OVOLO</b>  243	<b>ROUNDOVER &amp; BEADING</b>  244	<b>OGEE</b>  244	<b>FINGER PULL</b>  245

## BUILDING THE WORLD'S FINEST CUTTING TOOLS

We built our foundations - and our reputation for high quality - on the craftsman-like manufacturing of boring bits and router bits. Times have changed and technology has completely altered the way things are done, and in this regard CMT is no exception. Our facilities have been newly renovated and our equipment today represents the most advanced technology available on the market, but we still make and will continue to make routers and boring bits with all the skill and care that we always have.



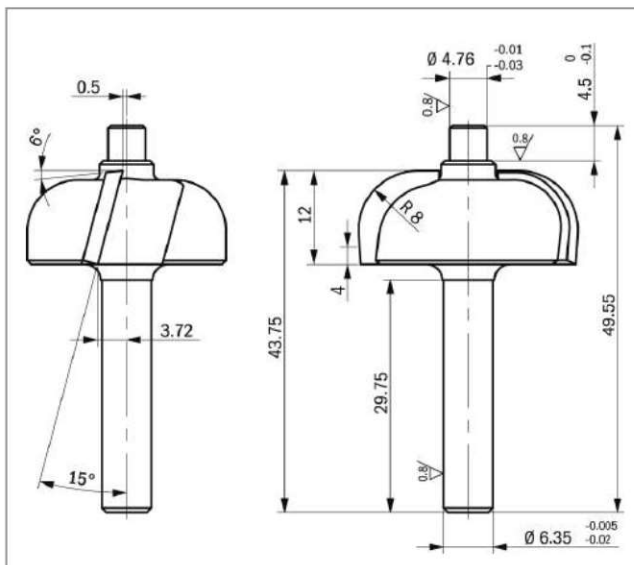
### DESIGN

We engineer each tool with a purpose in mind. Years of developing high performance tools means that many of our top-selling tools are tried and true, the result of continuously perfecting each design, but we don't stop there. New materials, new profiles and new methods of working keep emerging. At CMT, we want to stay on the cutting edge of what's new in the industry so our technical department constantly evaluates current market developments and, by using state of the art software and years of experience, designs tools that are worthy of the CMT brand.

### MATERIALS

Essentially, the main components of a router bit are just two: steel and carbide. If either of these is less than the best, the tool we make will show it. We've researched steel and carbide since the beginning, and found exactly what we were looking for:

**Superior Steel.** All our steel comes from right above the border, in Switzerland, where they use an exclusive hot drawing process to forge the solid bar stock we use to manufacture our router bit shanks and bodies. The result is steel that is superior in strength and exceptionally resistant to fatigue and abrasion.



**High-Grade Tungsten Carbide.** If steel is what gives our tools strength, carbide is what gives them intelligence. The capacity of the carbide tip to cut precisely and to last a long time is critical for the performance of any tool, so at CMT we use only premium micrograin carbide from Luxembourg to make the tips for our router bits.

## MANUFACTURING

**Turning, Milling and Cutting.** Our biggest investment in recent years has been in upgrading production. Today, all machinery at CMT is fully automated. CNC machines run by specially trained operators who make sure that the shanks and bodies of our router bits and boring bits are accurate and perfectly balanced.



**Heat Forged Steel Bodies for Large Diameter Bits.** No router bits are exactly the same, sometimes not even in the way they are made. Certain bits require a few more steps than others, like heat forging the steel of larger diameter bits before turning it down into precise bit bodies. This extra step produces a radial grain orientation which gives large diameter bits extra strength and durability.

**Brazing.** We have pioneered the art of brazing. Not only does our unique custom-designed computerized brazing equipment help eliminate the inconsistencies found in old fashioned hand brazing, but our silver-copper-silver brazing 'sandwich' provides a tight bond between the steel and the carbide, with a shock absorbing effect to protect the carbide tips when cutting harder woods.

**Specially Formulated Carbide for Specific Applications.** You have to cut every kind material, so we make sure that our carbide tips can handle each individual job. This means specially formulating the carbide of each tool so that the compositions vary from being super hard (for tough cutting jobs like laminates) to being less hard (to absorb the impact when cutting large profiles) and everything in between.

**Grinding and Sharpening.** The final step in the production process is no different from the rest: sharpening and grinding are done to extreme precision on multi-axis CNC machines. Each bevel and angle is ground or sharpened to the micron, to produce a cutting edge that is both razor



680°C in seconds - and the brazing is complete.

sharp yet extremely durable.

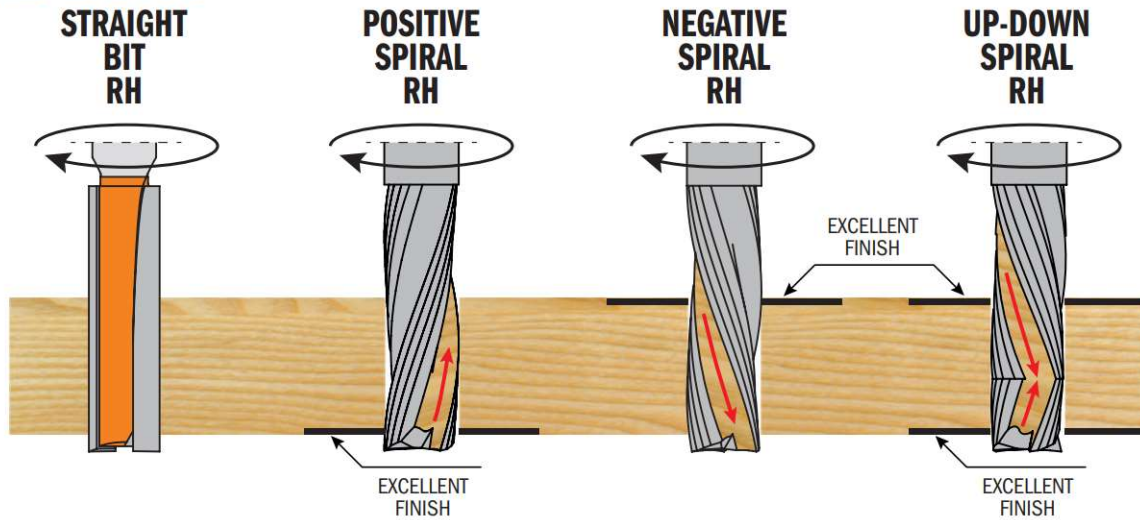
## QUALITY CONTROL

In even the most carefully done task, there's always room for error. However at CMT, we take measures to prevent even this. We always manually check the quality of our tools at each step of the manufacturing process, and we still make test cuts with rail & stile bits to make sure the cut fits. However, now we also use a fully automatic measuring process that measures every dimension of the tool without actually coming into contact with it, to make sure that the tool measurements are accurate and that the profiles conform precisely to technical specifications. We also use this system to gauge the wear and tear on the CNC machines.

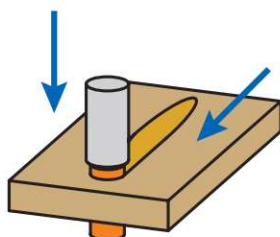


CMT's fully automatic measuring system.

## CUTTING EDGE TYPE

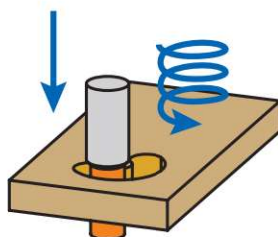


## RECOMMENDED PLUNGING METHOD

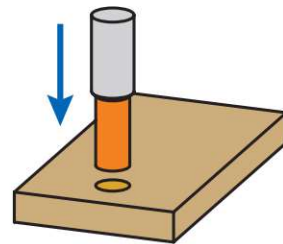


**RAMP PLUNGING**

These methods are recommended for sizing and grooving tools.



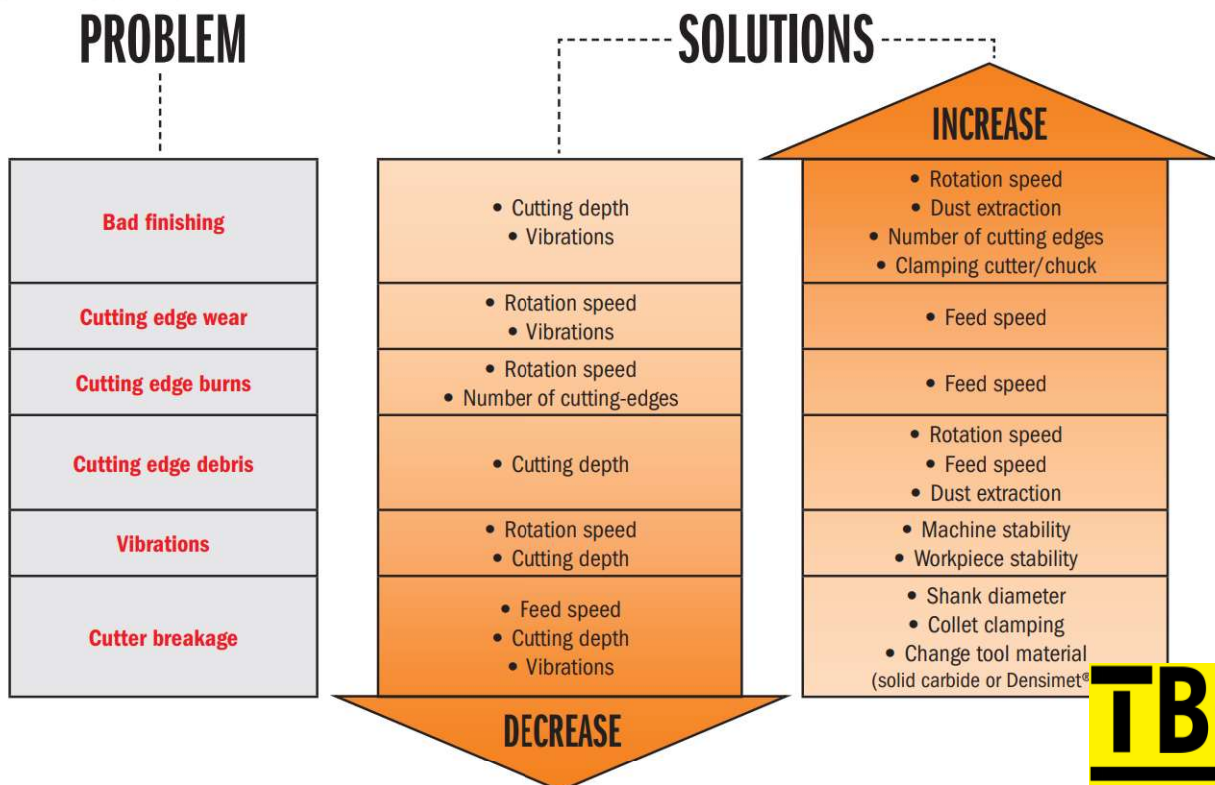
**SPIRAL PLUNGING**



**AXIAL PLUNGING**

Router bits with mainly negative cutting shear angles, negative spiral, and router bits without plunging cutter are not suitable for axial plunging!

## PROBLEM SOLVING





# XTREME COATING

## THE ULTIMATE TECHNOLOGY FOR INDUSTRIAL CNC TOOLS

DLCS is a modified diamond-like carbon coating with enhanced load bearing capacity. A hard, durable metal-based layer (chromium nitride) provides an higher hardness surface and increases the resilience of the superposed, tribologically effective carbon coating. Coating prevents high heats which is detrimental to cutting tool performance and will remain fully effective after use.

### Extreme Coating Hardness >HV 2.500

Offers impressive hardness on cutting areas of the tool and superb protection against abrasive wear and stress resistance.

### Minimal coating thickness µm 2-4

The minimal micron coating guaranteed perfect sharpen edges for high cutting quality.

### The lowest coefficient of friction 0,1-0,2

Very good running-in and low friction losses. Reduction of sticking. Ideal for high speeds in Nesting applications.

### High Working Temperature

Less overheating! The coating guarantees working temperature up to 400° preserving the cutting edges from wear.

## BENEFITS



**3X**  
LONGER LIFE  
THAN UNCOATED

**DLCS CHROME COATING**  
provides 3 times longer life  
than uncoated tools!



Test performed in U.S. with 1/2" solid carbide compression spiral bit

- MACHINE:** Felder Profit H10 Nested Base/Overhead CNC Router
- WORKING PARAMETERS:** RPM = 18,000 - Feed = 20 mts/minute
- MATERIAL:** 19mm Melamine Chipboard
- APPLICATION:** Nesting Full Dimensioning
- PERFORMANCE:** DLCS coated bit cut 165 melamine panels  
Uncoated bit cut 56 melamine panels

Felder Profit H10



DLCS coated bit



Melamine Chipboard



Cut quality after 165 panels



# Solid Carbide Spiral Bits



Due to their spiral cutting edge which stays in continuous contact with the workpiece, these bits give a smooth, chatter-free cutting action, unlike conventional bits which have intermittent contact with the workpiece. Unsurpassed for cleaner cuts in ordinary or difficult materials, softwood, hardwood, plywood, composites etc. This new range of spiral bits with 6 - 8 - 12mm and 6,35 - 12,7mm shanks allow them to be used with a CNC router and hand-routers.

**Test check yourself the extraordinary quality-price ratio of these bits!**



## 190 Upcut & Downcut Spiral



D mm	I mm	I1 Pos. mm	L mm	Z	Box	ORDER NO. S=Ø6,35mm	ORDER NO. S=Ø8mm	ORDER NO. S=Ø9,52mm	ORDER NO. S=Ø10mm	ORDER NO. S=Ø12mm	ORDER NO. S=Ø12,7mm
6,35	22,2	7	63,5	2+2	10	<b>190.008.11</b>					
8	32	7	80	2+2	10		<b>190.080.11</b>				
9,52	28,6	7	76,2	2+2	10			<b>190.504.11</b>			
10	32	7	80	2+2	10				<b>190.100.11</b>		
10	42	7	90	2+2	10				<b>190.101.11</b>		
12	42	7	90	2+2	10					<b>190.120.11</b>	
12	52	7	100	2+2	10					<b>190.121.11</b>	
12,7	25,4	12	76,2	2+2	10						<b>190.505.11</b>
12,7	28,6	12	76,2	2+2	10						<b>190.506.11</b>
12,7	34,9	12	88,9	2+2	10						<b>190.507.11</b>
12,7	41,3	12	101,6	2+2	10						<b>190.508.11</b>
<b>Up &amp; Downcut Mortising Bits</b>											
9,52	22,2	4,8	76,2	2+2	10			<b>190.513.11</b>			
9,52	25,4	5,2	76,2	3+3	10			<b>190.813.11</b>			
12	25,4	5,2	83	3+3	10					<b>190.320.11</b>	
12,7	22,2	5,2	76,2	2+2	10						<b>190.515.11</b>
12,7	34,9	5,2	88,9	2+2	10						<b>190.517.11</b>
12,7	28,5	6	76,2	3+3	10						<b>190.815.11</b>



Excellent finish



Excellent finish

## 190.41 Upcut & Downcut Spiral - DLCS Chrome Coating Long Life



D mm	I mm	I1 Pos. mm	L mm	Z	Box	ORDER NO. S=Ø9,52mm	ORDER NO. S=Ø12mm	ORDER NO. S=Ø12,7mm
9,52	28,6	7	76,2	2+2	10	<b>190.504.41</b>		
12	42	7	90	2+2	10		<b>190.120.41</b>	
12	52	7	100	2+2	10		<b>190.121.41</b>	
12,7	25,4	12	76,2	2+2	10			<b>190.505.41</b>
12,7	28,6	12	76,2	2+2	10			<b>190.506.41</b>
12,7	34,9	12	88,9	2+2	10			<b>190.507.41</b>
12,7	41,3	12	101,6	2+2	10			<b>190.508.41</b>
<b>Up &amp; Downcut Mortising Bits</b>								
9,52	22,2	4,8	76,2	2+2	10	<b>190.513.41</b>		
9,52	25,4	5,2	76,2	3+3	10	<b>190.813.41</b>		
12	25,4	5,2	83	3+3	10		<b>190.320.41</b>	
12,7	22,2	5,2	76,2	2+2	10			<b>190.515.41</b>
12,7	34,9	5,2	88,9	2+2	10			<b>190.517.41</b>
12,7	28,5	6	76,2	3+3	10			<b>190.815.41</b>



## 198 Upcut



D mm	I mm	L mm	Box	ORDER NO. S=Ø6mm	ORDER NO. S=Ø6,35mm	ORDER NO. S=Ø8mm	ORDER NO. S=Ø12mm
3,18	12,7	50,8	10		<b>198.001.11</b>		
4,76	15,87	50,8	10		<b>198.005.11</b>		
6	22	60	10	<b>198.060.11</b>			
6,35	19,05	50,8	10		<b>198.007.11</b>		
6,35	25,4	63,5	10		<b>198.008.11</b>		
8	22	70	10			<b>198.080.11</b>	
8	32	80	10			<b>198.081.11</b>	
12	32	83	10				<b>198.120.11</b>



Excellent finish







Excellent finish

## 191 Upcut Spiral



D mm	I mm	L mm		ORDER NO. S=Ø6mm	ORDER NO. S=Ø6,35mm	ORDER NO. S=Ø8mm	ORDER NO. S=Ø12mm	ORDER NO. S=Ø12,7mm
3	12	60	10	<b>191.630.11</b>		<b>191.830.11</b>		
3,18	12,7	50,8	10		<b>191.001.11</b>			
3,5	12	60	10	<b>191.635.11</b>				
3,97	12,7	50,8	10		<b>191.003.11</b>			
4	15	60	10	<b>191.640.11</b>		<b>191.840.11</b>		
4,76	19,05	50,8	10		<b>191.005.11</b>			
5	17	60	10	<b>191.650.11</b>		<b>191.850.11</b>		
6	27	70	10	<b>191.060.11</b>		<b>191.860.11</b>		
6,35	19,05	50,8	10		<b>191.007.11</b>			
6,35	25,4	63,5	10		<b>191.008.11</b>			
7	32	80	10			<b>191.870.11</b>		
7,94	25,4	76,2	10					<b>191.501.11</b>
8	22	70	10			<b>191.080.11</b>		
8	32	80	10			<b>191.081.11</b>		
8	42	90	10			<b>191.082.11</b>		
9	32	83	10				<b>191.890.11</b>	
9,53	31,75	82,5	10					<b>191.503.11</b>
10	32	80	10			<b>191.800.11</b>		
10	32	83	10				<b>191.900.11</b>	
10	42	90	10				<b>191.901.11</b>	
12	35	83	10			<b>191.820.11</b>	<b>191.120.11</b>	
12	42	90	10				<b>191.121.11</b>	
12	52	100	10				<b>191.122.11</b>	
12,7	31,75	76,2	10					<b>191.505.11</b>
12,7	38,1	88,9	10					<b>191.506.11</b>
12,7	50,8	101,6	10					<b>191.507.11</b>

10 pc. masterpack

**new**

6,35 25,4 63,5 **191.008.11-X10**



Excellent finish



## 192 Downcut Spiral



D mm	I mm	L mm		ORDER NO. S=Ø6mm	ORDER NO. S=Ø6,35mm	ORDER NO. S=Ø8mm	ORDER NO. S=Ø12mm	ORDER NO. S=Ø12,7mm
3	12	60	10	<b>192.630.11</b>		<b>192.830.11</b>		
3,18	12,7	50,8	10		<b>192.001.11</b>			
3,97	12,7	50,8	10		<b>192.003.11</b>			
4	15	60	10	<b>192.640.11</b>		<b>192.840.11</b>		
4,76	19,05	50,8	10		<b>192.005.11</b>			
5	17	60	10	<b>192.650.11</b>		<b>192.850.11</b>		
6	27	70	10	<b>192.060.11</b>		<b>192.860.11</b>		
6,35	19,05	50,8	10		<b>192.007.11</b>			
6,35	25,4	63,5	10		<b>192.008.11</b>			
7,94	25,4	76,2	10					<b>192.501.11</b>
8	22	70	10			<b>192.080.11</b>		
8	32	80	10			<b>192.081.11</b>		
8	42	90	10			<b>192.082.11</b>		
9,53	31,75	82,5	10					<b>192.503.11</b>
10	32	80	10			<b>192.800.11</b>		
10	32	83	10				<b>192.900.11</b>	
12	35	83	10			<b>192.820.11</b>	<b>192.120.11</b>	
12,7	31,75	76,2	10					<b>192.505.11</b>
12,7	38,1	88,9	10					<b>192.506.11</b>
12,7	50,8	101,6	10					<b>192.507.11</b>

10 pc. masterpack

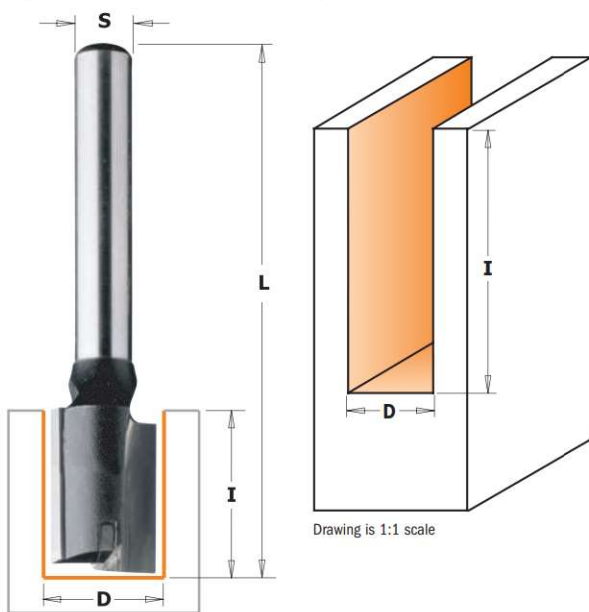
**new**

8 32 80 **192.081.11-X10**

Darbagaldi & Instrumenti  
www.cmtorange.com



# Straight Bits with Centre Tip



## 174-177



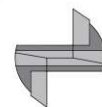
These industrial straight bits are made from stainless steel specifically created to withstand rigorous work on router machines and CNC routers.

The cutting edge allows you to execute any kind of plunge drilling and trimming jobs on soft or hardwood, wood composites and plastic or laminated materials.

**APPLICATION:** used for drilling, grooving or jointing solid wood and wood composites. Can be used on machining centres, CNC routers and hand-held routers equipped with chucks or adapters.

### Plunge Centre Tip

This particular kind of cutting edge guarantees long-lasting performance during plunging operations.



## 177

D mm	I mm	L mm		ORDER NO. S=Ø12mm
10	35	90	10	177.100.11
12	35	90	10	177.120.11
12	50	100	10	177.121.11
14	35	90	10	177.140.11
16	35	90	10	177.160.11
16	60	110	10	177.161.11
18	35	90	10	177.180.11
18	60	110	10	177.181.11
20	35	90	10	177.200.11
22	35	90	10	177.220.11
24	35	90	10	177.240.11
25	35	90	10	177.250.11
26	35	90	10	177.260.11
28	35	90	10	177.280.11
30	35	90	10	177.300.11
35	35	90	10	177.350.11

## 174

• HWM

D mm	I mm	L mm		ORDER NO. S=Ø8mm
• 3	10	55	10	174.030.11
• 4	10	55	10	174.040.11
• 5	12	55	10	174.050.11
• 6	14	55	10	174.060.11
• 7	20	55	10	174.070.11
8	20	55	10	174.080.11
8	30	70	10	174.081.11
8	40	90	10	174.082.11
9	20	55	10	174.090.11
10	20	60	10	174.100.11
10	30	70	10	174.102.11
10	40	90	10	174.101.11
11	20	60	10	174.110.11
12	20	60	10	174.120.11
12	30	70	10	174.122.11
12	40	90	10	174.121.11
13	20	60	10	174.130.11
14	20	60	10	174.140.11
14	30	70	10	174.142.11
14	40	90	10	174.141.11
15	20	60	10	174.150.11
16	20	70	10	174.160.11
16	30	70	10	174.162.11
16	40	90	10	174.161.11
18	20	70	10	174.180.11
18	30	70	10	174.181.11
18	40	80	10	174.182.11
19	20	70	10	174.190.11
20	20	70	10	174.200.11
20	30	70	10	174.201.11
20	40	90	10	174.202.11
22	20	70	10	174.220.11
22	30	70	10	174.221.11
22	40	90	10	174.222.11
23,5	20	70	10	174.235.11
24	20	70	10	174.240.11
24	30	70	10	174.241.11
24	40	90	10	174.242.11
25	20	70	10	174.250.11
26	20	70	10	174.260.11
26	30	70	10	174.261.11
28	20	70	10	174.280.11
28	30	70	10	174.281.11
29	20	70	10	174.290.11
30	20	70	10	174.300.11



# Straight Bits, Long Series

HWM HW Z2 RH

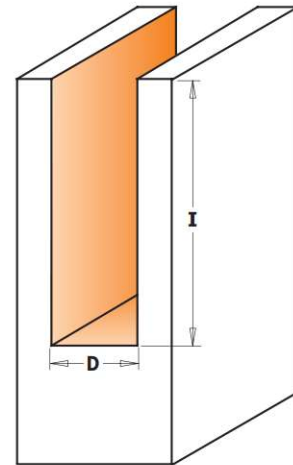


## 7/8/912

Darbagaldi & Instrumenti

**SAFETY PRECAUTIONS:** never use damaged or worn bits. Always work at the recommended proper feed rate without forcing the bit. Pay particular attention when making the initial cut with a small diameter bit. For best results when working with small diameter bits, make the cut in more than one pass.

The sharpened cutting edge on 9mm diameter bits or larger are perfect for short plunging operations.




Drawing is 1:1 scale



Masterpack

• HWM

D mm	I mm	L mm		ORDER NO. S=Ø6mm	ORDER NO. S=Ø6,35mm	ORDER NO. S=Ø8mm	ORDER NO. S=Ø12mm	ORDER NO. S=Ø12,7mm
• 3	11	60	10	<b>712.030.11</b>				
• 3,2	12,7	50,8	10		<b>812.032.11</b>			
• 4	12	60	10	<b>712.040.11</b>				
• 5	18	60	10	<b>712.050.11</b>				
• 6	25,4	60	10	<b>712.060.11</b>	<b>812.060.11</b>	<b>912.060.11</b>		
• 6,35	25,4	60	10		<b>812.064.11</b>			
• 8	31,7	60	10	<b>712.080.11</b>	<b>812.080.11</b>	<b>912.080.11</b>		
• 8	31,7	75	10				<b>912.580.11</b>	
9	31,7	75	10				<b>912.590.11</b>	
9,5	31,7	63,5	10		<b>812.095.11</b>			
9,5	31,7	73	10					<b>812.595.11</b>
10	31,7	60	10	<b>712.100.11</b>	<b>812.100.11</b>	<b>912.100.11</b>		
10	31,7	70	10					<b>812.600.11</b>
10	31,7	74	10				<b>912.600.11</b>	
11,1	31,7	82,5	10					<b>812.611.11</b>
12	31,7	60	10	<b>712.120.11</b>	<b>812.120.11</b>	<b>912.120.11</b>		
12	31,7	70	10					<b>812.620.11</b>
12	38,1	95	10				<b>912.621.11</b>	<b>812.621.11</b>
12	50,8	108	10				<b>912.622.11</b>	
12*	70	110	10				<b>912.623.11</b>	
12,7	31,7	70	10		<b>812.127.11</b>	<b>912.127.11</b>		
12,7	38,1	95	10					<b>812.627.11</b>
12,7	50,8	108	10					<b>812.628.11</b>
12,7	63,5	111	10					<b>812.629.11</b>
14	31,7	60	10	<b>712.140.11</b>	<b>812.140.11</b>	<b>912.140.11</b>		
14	31,7	70	10				<b>912.640.11</b>	
15	31,7	66	10	<b>712.150.11</b>	<b>812.150.11</b>	<b>912.150.11</b>		
15	31,7	70	10				<b>912.650.11</b>	
15,8	31,7	70	10		<b>812.158.11</b>			
16	31,7	66	10	<b>712.160.11</b>	<b>812.160.11</b>	<b>912.160.11</b>		
16	31,7	70	10				<b>912.660.11</b>	<b>812.660.11</b>
18	38,1	80	10				<b>912.681.11</b>	
19	38,1	82,5	10				<b>912.690.11</b>	<b>812.690.11</b>
19	50,8	92	10				<b>912.691.11</b>	<b>812.691.11</b>
20	38,1	80	10				<b>912.701.11</b>	
22	38,1	80	10				<b>912.721.11</b>	
<b>10 pc. masterpack</b>								
6,35	25,4	60						<b>812.064.11-X10</b>
12,7	50,8	108						<b>812.628.11-X10</b>

\* Z2+1 Warning. Long cutting edges. Carefully make several shallow passes to prevent damaging the tool. The warranty does not cover improper use of the tool.

# Straight Bits



Darbagaldi & Instrumenti



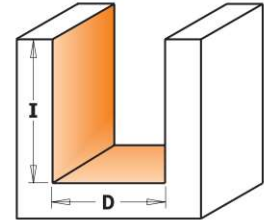
## 7/8/911

If you are looking to get the most out of your time and money through more efficient production, but want nothing less than a beautiful clean edge on your finished piece, then you definitely must include CMT straight bits in your collection. These razor-sharp, double-faced cutters perfectly synthesize the characteristics and advantages that define quality CMT products. Made of special Fatigue Proof™ steel and micrograin carbide, our straight bits can withstand even the heaviest work load and still give you a smooth, precise cut every time. You also get exceptional chip ejection to allow cleaner and more constant cutting.

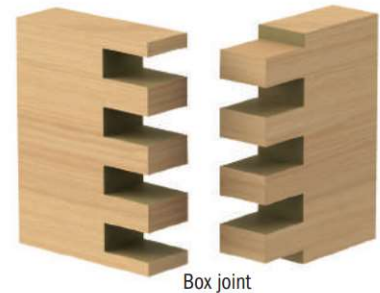





The surface of all CMT bits is protected with our trademark orange non-stick PTFE coating to help keep the bit from collecting resin, pitch and other residue. Every bit is subject to strict quality tests to guarantee perfect cutting tolerance, balance and concentricity. CMT bits allow production on an industrial scale using a variety of plywood, composites and natural woods. CMT produces 91 types of straight bits in a wide range of diameters so you can find exactly what you want.



The sharpened cutting edge is perfect for short plunging operations.



Drawing is 1:1 scale



# Plywood Groove Set



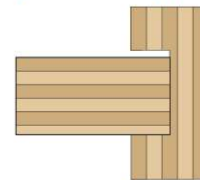
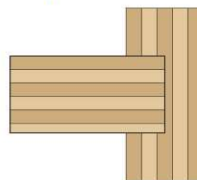
## 811



These groove bits are specifically designed to rout grooves and dadoes for joints in plywood. This means they match the true thickness of the material, producing tight, accurate joints. Use our 18.2mm bit for 19mm plywood, 12.3mm bit for 12.7mm plywood and our 6mm bit for 6.35mm plywood. No gaps. No sloppy joints. No worries! These money-saving 3-bit sets are available with 12.7mm or 6.35mm shanks.

### Example shown in 12,7mm thick plywood

This joint is made with the CMT 12,3mm straight bit for 12,7mm plywood. Notice the precise fit - no gaps.




This joint is made with a regular 12,7mm straight bit for 12,7mm plywood. Notice the extra space and ill fitting joint.

DESCRIPTION	ORDER NO.	ORDER NO.
Plywood Groove Set (Ø6 - Ø12,3 - Ø18,2mm)	S=Ø6,35mm 811.001.11	S=Ø12,7mm 811.501.11

# Straight Bits, Short Series



D mm	I mm	L mm		ORDER NO. S=Ø6mm	ORDER NO. S=Ø6,35mm	ORDER NO. S=Ø8mm	ORDER NO. S=Ø12mm	ORDER NO. S=Ø12,7mm
• 2*	4	45	10	<b>711.020.11</b>	<b>811.020.11</b>			
• 3	8	45	10	<b>711.030.11</b>	<b>811.030.11</b>			
• 3	8	50	10			<b>911.030.11</b>		
• 3	8	58,3	10				<b>911.530.11</b>	
• 3,2	9,5	45	10		<b>811.032.11</b>			
• 4	10	58,3	10				<b>911.540.11</b>	
• 4	10	45	10	<b>711.040.11</b>	<b>811.040.11</b>			
• 4	10	50	10			<b>911.040.11</b>		
• 4,75	12,7	50,8	10		<b>811.047.11</b>			
• 5	12	50	10	<b>711.050.11</b>	<b>811.050.11</b>	<b>911.050.11</b>		
• 5	12	58,3	10				<b>911.550.11</b>	
• 6	16	50	10	<b>711.060.11</b>	<b>811.060.11</b>	<b>911.060.11</b>		
• 6	19	63,5	10				<b>911.560.11</b>	<b>811.560.11</b>
• 6,35	19	50,8	10		<b>811.064.11</b>			
• 6,35	19	57,2	10		<b>811.065.11</b>			
• 6,35	19	63,5	10					<b>811.564.11</b>
• 7	18	49	10	<b>711.070.11</b>	<b>811.070.11</b>	<b>911.070.11</b>		
• 7	18	63,5	10				<b>911.570.11</b>	
• 7,6	20	50	10			<b>911.076.11</b>		
• 8	20	50	10	<b>711.080.11</b>	<b>811.080.11</b>	<b>911.080.11</b>		
• 8	25,4	70	10		<b>811.081.11</b>			
• 8	25,4	70	10					<b>811.581.11</b>
9	20	48	10	<b>711.090.11</b>		<b>911.090.11</b>		
9,5	19	50,8	10		<b>811.095.11</b>			
9,5	25,4	63,5	10		<b>811.096.11</b>			
9,5	25,4	66,7	10					<b>811.595.11</b>
10	20	48	10	<b>711.100.11</b>	<b>811.100.11</b>	<b>911.100.11</b>		
10	25,4	63,5	10					<b>811.600.11</b>
11	20	48	10	<b>711.110.11</b>		<b>911.110.11</b>		
12	20	50	10	<b>711.120.11</b>	<b>811.120.11</b>	<b>911.120.11</b>		
12	25,4	63,5	10				<b>911.620.11</b>	<b>811.620.11</b>
12,3	25,4	57,2	10		<b>811.123.11</b>			
12,3	25,4	63,5	10					<b>811.623.11</b>
12,7	19	57,2	10		<b>811.127.11</b>			
12,7	25,4	66,7	10					<b>811.627.11</b>
12,7	31,7	82,5	10					<b>811.628.11</b>
13	20	57	10	<b>711.130.11</b>		<b>911.130.11</b>		
14	20	50	10	<b>711.140.11</b>	<b>811.140.11</b>	<b>911.140.11</b>		
14,2	14,2	57,2	10		<b>811.142.11</b>			
15	20	57,2	10	<b>711.150.11</b>	<b>811.150.11</b>	<b>911.150.11</b>		
15,8	19	66,7	10		<b>811.158.11</b>			
15,8	25,4	63,5	10					<b>811.660.11</b>
16	20	57,2	10	<b>711.160.11</b>	<b>811.160.11</b>	<b>911.160.11</b>		
16	25,4	63,5	10					<b>811.661.11</b>
17	20	50	10	<b>711.170.11</b>				
18	20	50	10	<b>711.180.11</b>	<b>811.180.11</b>	<b>911.180.11</b>		
18,2	25,4	57,2	10		<b>811.182.11</b>			
18,2	25,4	63,5	10					<b>811.682.11</b>
19	20	57,2	10	<b>711.190.11</b>	<b>811.191.11</b>	<b>911.190.11</b>		
19	25,4	63,5	10					<b>811.690.11</b>
19,85	25,4	59	10					<b>811.700.11</b>
20	20	50	10	<b>711.200.11</b>	<b>811.200.11</b>	<b>911.200.11</b>		
22	20	57,2	10	<b>711.220.11</b>	<b>811.220.11</b>	<b>911.220.11</b>		
24	20	50	10	<b>711.240.11</b>		<b>911.240.11</b>		
25	20	50	10	<b>711.250.11</b>		<b>911.250.11</b>		
25,4	19	50,8	10		<b>811.254.11</b>			
25,4	31,7	76,2	10					<b>811.754.11</b>
28,5	31,7	76,2	10					<b>811.785.11</b>

10 pc. masterpack

9,5	25,4	63,5						<b>811.096.11-X10</b>
-----	------	------	--	--	--	--	--	-----------------------

• HWM  
\* Z1



Darbagaldi & Instrumenti



Masterpack





**TECHNICAL DETAILS:**

- Super strength steel
- 2 HW alternating precision ground cutting edges [Z2+1]

**APPLICATION:** ideal for cutting openings for electrical boxes and similar operations in solid wood, wood composites, plastics and laminates. Can be used on machining centres, CNC routers and hand-held routers equipped with chucks or adapters.

## 170-171-180-181

D mm	I mm	L mm		ORDER NO. S=M12x1
6	18	60	1	170.060.11
8	23	60	1	170.080.11
10	23	60	1	170.100.11
11	23	60	1	170.110.11
12	23	60	1	170.120.11
14	23	60	1	170.140.11
15	25	60	1	170.150.11
16	25	60	1	170.160.11
18	25	60	1	170.180.11
20	25	60	1	170.200.11
22	25	60	1	170.220.11
24	25	60	1	170.240.11
25	25	60	1	170.250.11
26	25	60	1	170.260.11
28	25	60	1	170.280.11
30	25	60	1	170.300.11
35	25	60	1	170.350.11
8	35	67	1	171.080.11
10	35	67	1	171.100.11
12	35	67	1	171.120.11
14	35	67	1	171.140.11
16	35	67	1	171.160.11
18	35	67	1	171.180.11
20	35	67	1	171.200.11
22	35	67	1	171.220.11
12	45	77	1	180.120.11
16	45	77	1	180.160.11
18	45	77	1	180.180.11
20	45	77	1	180.200.11
16	60	92	1	181.160.11
20	60	92	1	181.200.11



## 173-182



D mm	I mm	L mm		ORDER NO. S=M10x1,5
6	14	50	1	173.060.11
8	20	52	1	173.080.11
10	22	52	1	173.100.11
12	22	52	1	173.120.11
14	25	52	1	173.140.11
15	25	52	1	173.150.11
16	25	52	1	173.160.11
18	25	52	1	173.180.11
20	25	52	1	173.200.11
22	25	52	1	173.220.11
25	25	52	1	173.250.11
30	25	52	1	173.300.11
8	35	67	1	182.080.11
10	35	67	1	182.100.11
12	35	67	1	182.120.11
14	35	67	1	182.140.11
16	45	77	1	182.160.11
18	45	77	1	182.180.11
20	45	77	1	182.200.11

# 5% Co HS Spiral Bits for Aluminium Positive Single Flute



## 188

HSS Z1 RH

D mm	I mm	L mm		ORDER NO. S=Ø8mm
3	12	60	50	188.030.51
4	12	60	50	188.040.51
4	40	100	1	188.041.51
5	14	60	50	188.050.51
5	40	100	1	188.051.51
6	14	60	50	188.060.51
6	40	100	1	188.061.51
7	14	60	50	188.070.51
8	14	80	50	188.080.51
8	40	100	1	188.081.51
9	14	80	50	188.090.51
10	14	80	50	188.100.51
12	14	80	50	188.120.51

Suggested MAX RPM 12.000



## 189 5% Co HS Spiral Bits for High Cutting Depth

HSS Z1 RH

D mm	I mm	I1 mm	L mm	S mm		ORDER NO.
4	46	16	90	8	1	189.040.51
5	35	18	80	8	50	189.050.51
5	35	14	120	8	1	189.051.51
5	55	16	90	8	1	189.052.51
6	45	16	90	8	1	189.060.51
8	68	14	100	8	1	189.080.51
8	55	14	80	8	50	189.081.51
10	95	14	120	10	1	189.100.51
10	70	30	100	10	1	189.101.51

Suggested MAX RPM 12.000

**TECHNICAL DETAILS:**

- 5% Co premium solid HS
- 1 upcut spiral cutting edge
- Upward chip ejection

**APPLICATION:** these tools feature single flute design allowing efficient and effective carving on all types of aluminium. This translates into greater flexibility, enhanced productivity and superb quality finishing.



## Solid Carbide Upcut Spiral Bits for Aluminum and PVC

## 186

MIRROR FINISH Z2 RH

D mm	I mm	L mm	S mm		ORDER NO. Right-hand rotation
4	10	60	6	10	186.640.11
5	12	60	6	10	186.650.11
6	15	60	6	10	186.060.11
8	20	60	8	10	186.080.11
10	22	72	10	10	186.100.11
12*	25	83	12	10	186.120.11
14*	25	82	14	10	186.140.11
16*	25	82	16	10	186.160.11

\* with seat for seeger retention ring

**TECHNICAL DETAILS:**

- Premium quality HWM
- 2 spiral cutting edges [Z2]
- Extra-fine finish
- Upward chip ejection

**APPLICATION:** used for ripping, template routing and panel sizing on plastic materials and aluminum at high feed speed.

Can be used on machining centers, point to point machines, CNC routers and hand held routers equipped with chucks or adapters.



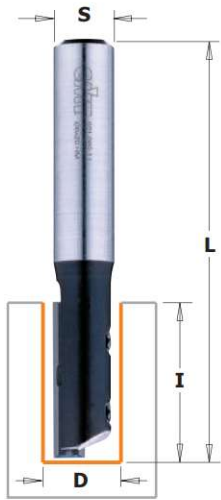
Darbagaldi & Instrumenti

www.cmtorangetools.com

# Straight Router Bits with Insert Knives

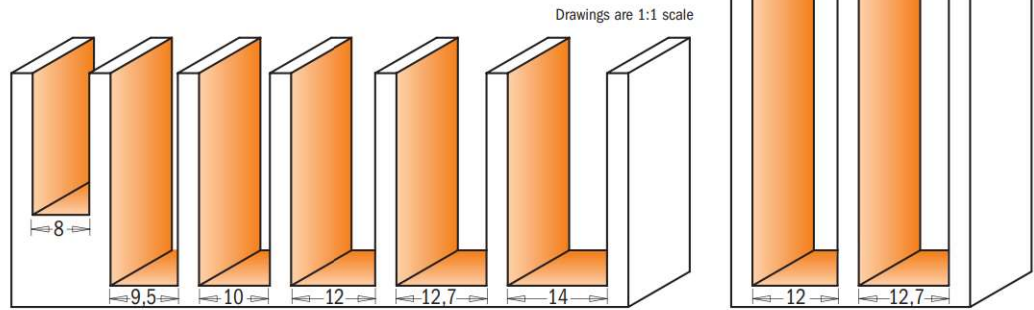


Darbagaldi & Instrumenti



## 651-652

Straight router bit with one replaceable mini knife and fixing wedge. Radial and axial groove for better and safe knife insertion. For finishing, routing and grooving in board materials (DTD laminated, MDF and hardwood). For use on portable routers or CNC machining centres.



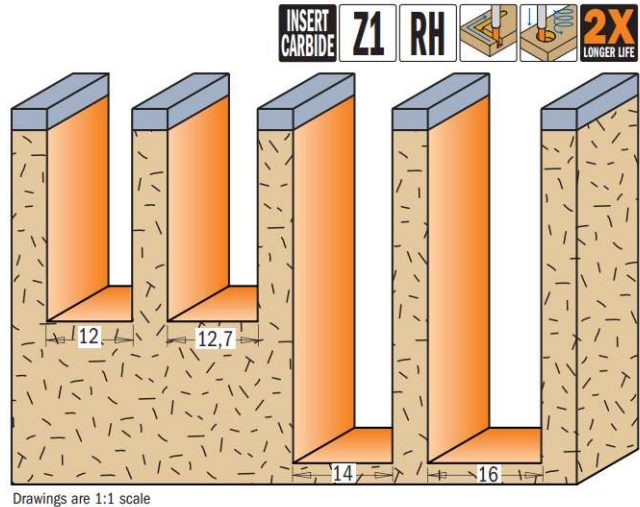
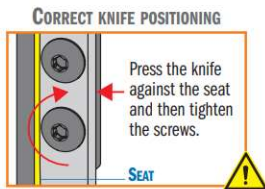
D mm	I mm	L mm		ORDER NO. S=Ø6,35mm	ORDER NO. S=Ø8mm	ORDER NO. S=Ø12mm	ORDER NO. S=Ø12,7mm	Spare parts								
8	20	60	10	<b>651.079.11</b>								790.200.01	651.999.01	990.070.00	991.063.00	
8	20	60	10		<b>651.080.11</b>			790.200.01	651.999.01	990.070.00	991.063.00	790.200.01	651.999.01	990.070.00	991.063.00	
8	20	67	10			<b>651.081.11</b>	<b>651.681.11</b>	790.200.01	651.999.01	990.070.00	991.063.00	790.200.01	651.999.01	990.070.00	991.063.00	
9,5	30	70	10	<b>651.095.11</b>				790.300.01	651.999.02	990.071.00	991.063.00	790.300.01	651.999.02	990.071.00	991.063.00	
9,5	30	80	10				<b>651.695.11</b>	790.300.01	651.999.02	990.071.00	991.063.00	790.300.01	651.999.02	990.071.00	991.063.00	
10	30	70	10		<b>651.100.11</b>			790.300.01	651.999.02	990.071.00	991.063.00	790.300.01	651.999.02	990.071.00	991.063.00	
10	30	80	10			<b>651.101.11</b>	<b>651.701.11</b>	790.300.01	651.999.02	990.071.00	991.063.00	790.300.01	651.999.02	990.071.00	991.063.00	
12	30	70	10		<b>651.120.11</b>			790.300.01	651.999.02	990.071.00	991.063.00	790.300.01	651.999.02	990.071.00	991.063.00	
12	30	80	10				<b>651.121.11</b>	<b>651.721.11</b>	790.300.01	651.999.02	990.071.00	991.063.00	790.300.01	651.999.02	990.071.00	991.063.00
12	50	103	10				<b>652.121.11</b>	<b>652.621.11</b>	790.500.01	651.999.03	990.016.00	991.060.00	790.500.01	651.999.03	990.016.00	991.060.00
12,7	30	70	10	<b>651.127.11</b>				790.300.01	651.999.02	990.071.00	991.063.00	790.300.01	651.999.02	990.071.00	991.063.00	
12,7	30	80	10				<b>651.727.11</b>	790.300.01	651.999.02	990.071.00	991.063.00	790.300.01	651.999.02	990.071.00	991.063.00	
12,7	50	103	10				<b>652.628.11</b>	790.500.01	651.999.03	990.016.00	991.060.00	790.500.01	651.999.03	990.016.00	991.060.00	
14	30	73	10		<b>651.140.11</b>			790.300.01	651.999.02	990.071.00	991.063.00	790.300.01	651.999.02	990.071.00	991.063.00	

# Straight Router Bits with Insert Knives for Laminates



## 652

Straight trimmer bits with one replaceable knife fixed by a Torx screw. A smart economical solution best suited for specialized applications requiring low downtime. The 29.5x9x1.5mm knives provide a 40mm cutting length by making multiple passes. For routing trimming and grooving on board materials (laminated chipboard, worktop panels and MDF). For use on portable routers.



D mm	I mm	L mm		ORDER NO. S=Ø8mm	ORDER NO. S=Ø12mm	ORDER NO. S=Ø12,7mm	Spare parts		
12	29,5	79	10	<b>652.120.11</b>					
12	39,5	90	10	<b>652.122.11</b>			790.295.09	990.072.00	991.061.00
12,7	29,5	89	10			<b>652.627.11</b>	790.395.09	990.072.00	991.061.00
14	50	96	10		<b>652.141.11</b>		790.295.09	990.072.00	991.061.00
16	50	96	10		<b>652.161.11</b>		790.500.09	990.072.00	991.061.00



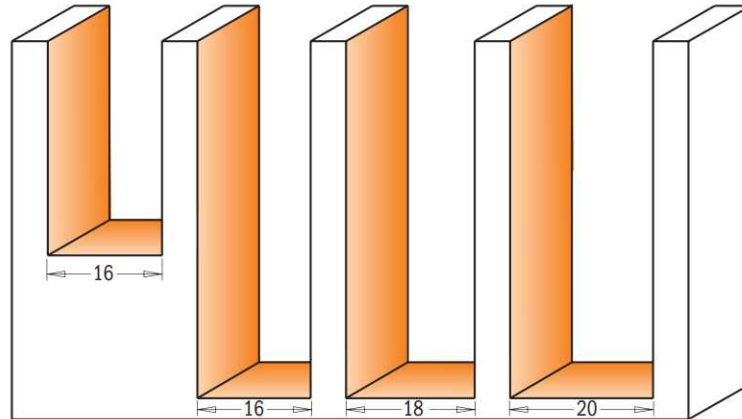
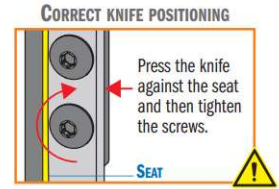
# Straight Router Bits with Insert Knives



## 653

Straight router bits with a replaceable plunging knife and side knife fixed by a special Torx screw. The tool bodies are precisely balanced. For finishing, routing, plunging and grooving on board materials (laminated chipboards and MDF) and hardwood. For use on portable routers or CNC machining centres.

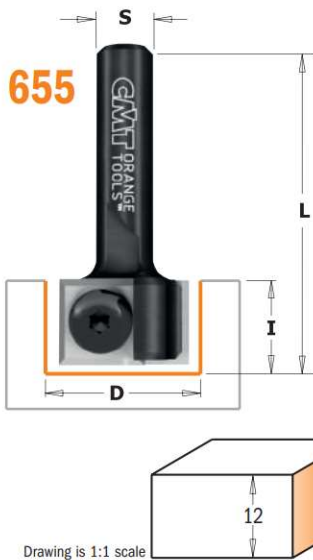
Darbagaldi & Instrumenti



Drawings are 1:1 scale

D mm	I mm	L mm	Box	ORDER NO. S=Ø8mm	ORDER NO. S=Ø12mm	ORDER NO. S=Ø12,7mm	ORDER NO. S=Ø20mm	Spare parts					
								Insert	Plunging Knife	Side Knife	Seat	Torx Screw	
15,8	28,3	92	10			<b>653.158.11</b>		790.283.12	990.074.00	990.075.00	790.075.00	990.072.00	991.061.00
15,8	48,3	112	10			<b>653.159.11</b>		790.483.12	990.074.00	990.075.00	790.075.00	990.072.00	991.061.00
16	28,3	82	10	<b>653.160.11</b>				790.283.12	990.074.00	990.075.00	790.075.00	990.072.00	991.061.00
16	28,3	92	10		<b>653.161.11</b>		<b>653.661.11</b>	790.283.12	990.074.00	990.075.00	790.075.00	990.072.00	991.061.00
16	48,3	111,5	10		<b>653.162.11</b>		<b>653.662.11</b>	790.483.12	990.074.00	990.075.00	790.075.00	990.072.00	991.061.00
18	48,3	111,5	10				<b>653.681.11</b>	790.483.12	990.074.00	990.075.00	790.075.00	990.072.00	991.061.00
20	48,3	111,5	10				<b>653.701.11</b>	790.483.12	990.074.00	990.075.00	790.096.00	990.072.00	991.061.00

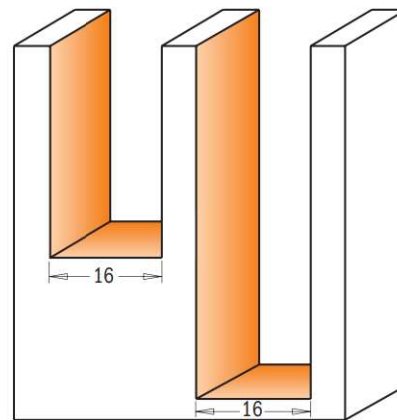
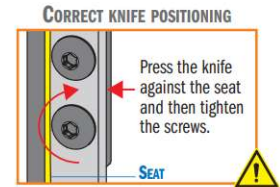
# Straight Router Bits with Insert Knives



## 654



Straight router bit with two replaceable knives fixed by special Torx screws. The blades are sharpened at a 3° angle for better plunging operations.



Drawings are 1:1 scale

D mm	I mm	L mm	Box	ORDER NO. S=Ø8mm	ORDER NO. S=Ø12mm	ORDER NO. S=Ø12,7mm	ORDER NO. S=Ø20mm	Spare parts		
								Insert	Plunging Knife	Torx Screw
16	28,3	76	10	<b>654.160.11</b>				790.283.12	990.073.00	991.061.00
16	28,3	87	10		<b>654.161.11</b>	<b>654.661.11</b>		790.283.12	990.073.00	991.061.00
16	48,3	105	10		<b>654.162.11</b>		<b>654.662.11</b>	790.483.12	990.073.00	991.061.00
19	12	45	10	<b>655.190.11</b>				790.120.00	990.075.00	991.061.00

# Mortising Bits

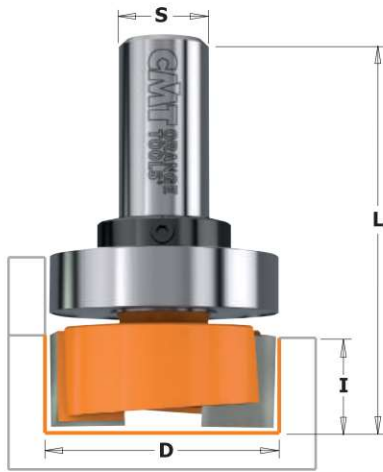


Darbagaldi & Instrumenti



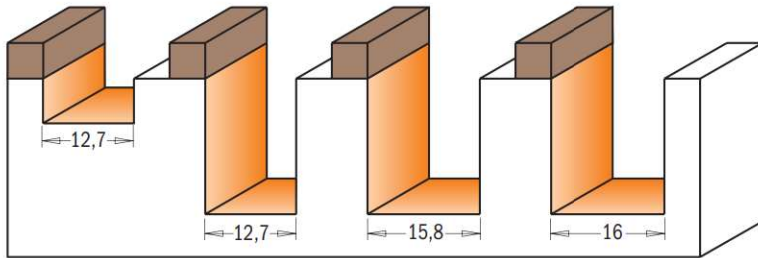
## 7/8/901B

Equipped with thick carbide tips and negative shear angle design, CMT mortising bits guarantee flawless performance. Mortise perfect hinges with no splintered edges or rough bottoms. Mortising is a breeze on both natural wood and wood composites. Compatible with most mortising jigs. Complete with a top bearing guide, these bits are the perfect tool for sign making and template work.

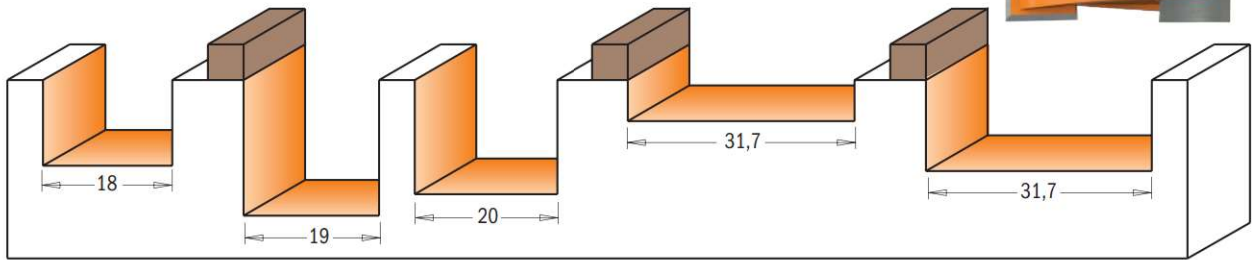


The CMT mortising bit is an essential tool for traditional hinge installation.

## 7/8/901



Drawings are 1:1 scale



D mm	I mm	L mm		ORDER NO. S=Ø6mm	ORDER NO. S=Ø6,35mm	ORDER NO. S=Ø8mm	ORDER NO. S=Ø12mm	ORDER NO. S=Ø12,7mm
12,7	6,35	41	10		<b>801.128.11</b>			
12,7	19	54	10	<b>701.127.11</b>	<b>801.127.11</b>	<b>901.127.11</b>		
12,7	19	60	10				<b>901.627.11</b>	<b>801.627.11</b>
15,8	19	57	10		<b>801.158.11</b>			
16	19	54	10	<b>701.160.11</b>		<b>901.160.11</b>		
18	16	48	10	<b>701.180.11</b>		<b>901.180.11</b>		
19	19	54	10	<b>701.190.11</b>	<b>801.190.11</b>	<b>901.190.11</b>		
19	19	57	10					<b>801.690.11</b>
20	16	48	10	<b>701.200.11</b>		<b>901.200.11</b>		
31,7	5,7	63	10					<b>801.818.11</b>
31,7	12,7	48	10		<b>801.317.11</b>			
31,7	12,7	54	10				<b>901.817.11</b>	<b>801.817.11</b>
<b>With top bearing</b>								
12,7	6,35	41	10		<b>801.128.11B</b>			
12,7	19	54	10		<b>801.127.11B</b>			
15,8	19	57	10		<b>801.158.11B</b>			
16	19	54	10			<b>901.160.11B</b>		
19	19	54	10	<b>701.190.11B</b>				
19	19	54	10		<b>801.190.11B</b>			
31,7	5,7	63	10					<b>801.818.11B</b>
31,7	12,7	54	10					<b>801.817.11B</b>

Spare parts

791.010.00	541.001.00	991.056.00
791.010.00	541.001.00	991.056.00
791.009.00	541.001.00	991.056.00
791.025.00	541.004.00	991.056.00
791.007.00	541.003.00	991.056.00
791.004.00	541.001.00	991.056.00
791.015.00	541.002.00	991.056.00
791.015.00	541.002.00	991.056.00

# Hinge Recesser Bits



Darbagaldi & Instrumenti



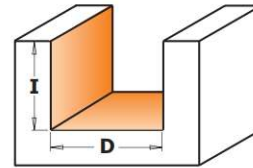
## 7/902

CMT hinge recesser bits are ideal for shallow lateral routing cuts such as recessing hinges.


**SHOP TIPS:** corners will require final square with a hand or a corner chisel.



*Ideal for hinge recessing*



Drawing is 1:1 scale



D mm	I mm	L mm		ORDER NO. S=∅6mm	ORDER NO. S=∅8mm
12	12	38	10	702.120.11	902.120.11
13	12	38	10	702.130.11	902.130.11
14	12	38	10	702.140.11	902.140.11
15	12	38	10	702.150.11	902.150.11
16	12	38	10	702.160.11	902.160.11
18	12	38	10	702.180.11	902.180.11
20	11	38	10	702.200.11	902.200.11
22	11	38	10	702.220.11	902.220.11
23	11	38	10	702.230.11	902.230.11
24	11	38	10	702.240.11	902.240.11
25	11	38	10	702.250.11	902.250.11

# Dado & Planer Bits

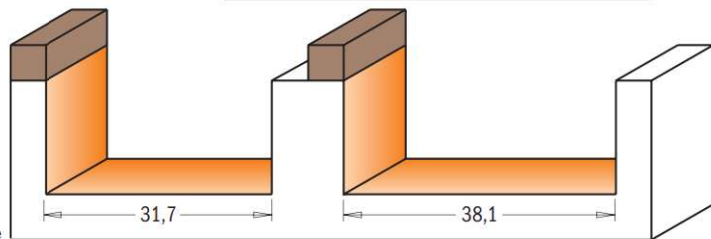
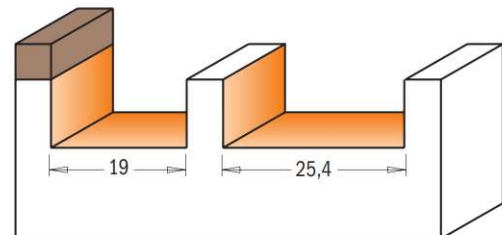
## 852B



## 852



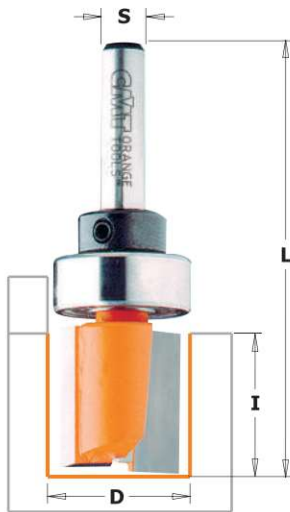
Thick carbide tips and downward shear angle provide exceptional performance and quality. The negative shear angle on the cutting edges push the wood fibers down as they cut. This means perfect hinge mortises, no splintered edges or rough bottoms. Mortising is easy on both natural wood and wood composites. Our bits fit the most popular mortising jigs.



Drawings are 1:1 scale

D mm	I mm	L mm		ORDER NO. S=∅6,35mm	ORDER NO. S=∅12,7mm
19	9,5	57	10	852.001.11	
19	9,5	63,5	10		852.501.11
25,4	9,5	57	10		852.502.11
31,7	15,8	70	10		852.503.11
38,1	15,8	70	10		852.504.11
<b>With top bearing</b>					
19	9,5	57	10	852.001.11B	
19	9,5	63,5	10		852.501.11B
31,7	15,8	70	10		852.503.11B
38,1	15,8	70	10		852.504.11B

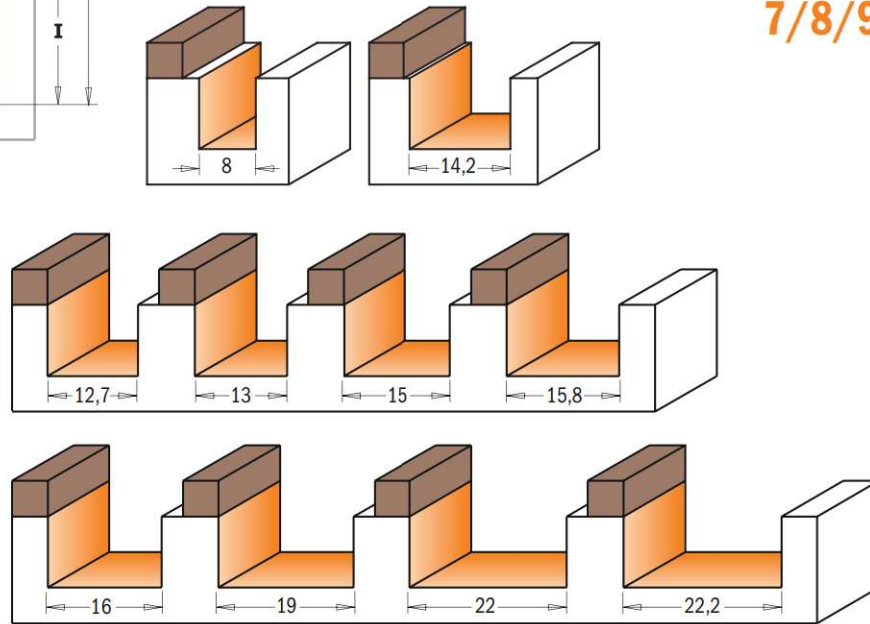
Spare parts		
791.004.00	541.001.00	991.056.00
791.011.00	541.002.00	991.056.00
791.015.00	541.002.00	991.056.00
791.020.00	541.002.00	991.056.00



**7/8/911B**

Whether you're a full-time professional woodworker or part-time woodworking enthusiast, the CMT pattern bit is a valuable tool providing unlimited template routing possibilities. Pair up these double-fluted bits with a template of your choice and produce distinctive cabinets, furniture pieces, signs, toys and personalize any other creative project. Carbide tipped for long lasting performance, CMT pattern bits are also equipped with a top bearing providing you with a clear view throughout the routing process so you can work confidently and accurately.

**SAFETY TIPS:** make sure your router is in top condition. The template must be securely fastened to the workpiece. When choosing a bit, carefully consider the thickness of the template and all the implications of the cut. Opt for the shortest bit possible for the project you are working on.



Drawings are 1:1 scale

**7/8/912B**



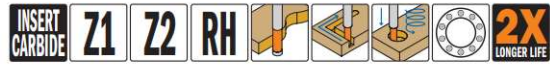
D mm	I mm	L mm		ORDER NO. S=Ø6mm	ORDER NO. S=Ø6,35mm	ORDER NO. S=Ø8mm	ORDER NO. S=Ø12mm	ORDER NO. S=Ø12,7mm	Spare parts		
8	25,4	70	10		<b>811.081.11B</b>				791.010.00	541.001.00	991.056.00
12,7	19	57,2	10		<b>811.127.11B</b>				791.010.00	541.001.00	991.056.00
13	20	57	10	<b>711.130.11B</b>					791.023.00	541.003.00	991.056.00
14,2	14,2	57,2	10		<b>811.142.11B</b>				791.009.00	541.001.00	991.056.00
15	20	57	10	<b>711.150.11B</b>					791.024.00	541.003.00	991.056.00
15,8	12,7	58	10		<b>811.159.11B</b>				791.009.00	541.001.00	991.056.00
15,8	19	66,5	10		<b>811.158.11B</b>				791.009.00	541.001.00	991.056.00
16	20	57	10			<b>911.160.11B</b>			791.025.00	541.004.00	991.056.00
19	20	57	10	<b>711.190.11B</b>					791.007.00	541.003.00	991.056.00
19	20	57,2	10		<b>811.191.11B</b>				791.004.00	541.001.00	991.056.00
19	25,4	63,5	10					<b>811.690.11B</b>	791.011.00	541.002.00	991.056.00
22	20	57	10			<b>911.220.11B</b>			791.005.00	541.004.00	991.056.00
22,2	25,4	66,5	10					<b>811.222.11B*</b>	791.021.00	541.006.00	991.056.00
<b>Long Series</b>											
12,7	31,7	70	10		<b>812.127.11B</b>				791.010.00	541.001.00	991.056.00
15	31,7	66,5	10	<b>712.150.11B</b>					791.024.00	541.003.00	991.056.00
15,8	31,7	70	10		<b>812.158.11B</b>				791.009.00	541.001.00	991.056.00
16	31,7	66,5	10			<b>912.160.11B</b>			791.025.00	541.004.00	991.056.00
19	38,1	82,5	10				<b>912.690.11B</b>		791.011.00	541.005.00	991.056.00
19	38,1	82,5	10					<b>812.690.11B</b>	791.011.00	541.002.00	991.056.00
19	50,8	92	10				<b>912.691.11B</b>		791.011.00	541.005.00	991.056.00
19	50,8	92	10					<b>812.691.11B</b>	791.011.00	541.002.00	991.056.00

**This item requires a slightly larger bearing than its cutting diameter**  
 \*Ø9,5mm shanks with Ø9,5/12,7mm bushings (799.001.00)

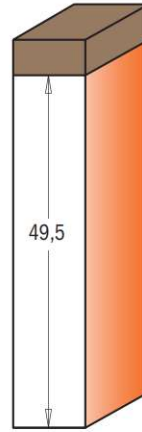
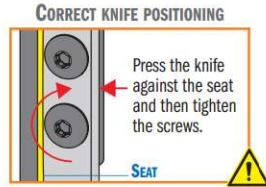
# Pattern Router Bits with Insert Knives



## 652B



Straight router bits with a replaceable knife fixed by a Torx screw. An economical solution for specialized applications requiring low downtime. They are equipped with top bearing for template use. For routing, trimming and grooving in board materials (laminated chipboards, worktop panels, MDF). For use on portable routers.



Drawing is 1:1 scale

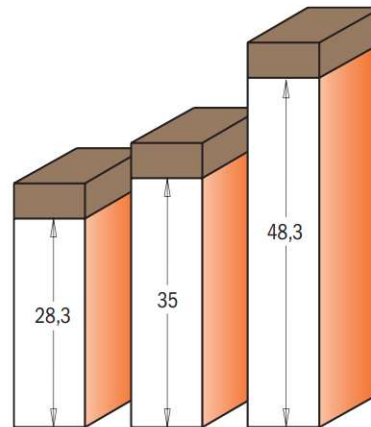
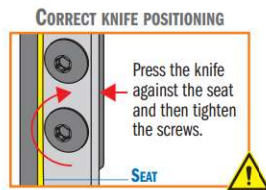
D mm	I mm	L mm	Z	Box	ORDER NO. S=Ø12mm	ORDER NO. S=Ø12,7mm	Spare parts											
19	49,5	100	1	10	652.690.11B	652.691.11B							790.495.09	990.072.00	991.061.00	791.011.00	541.002.00	991.056.00
28,6	49,5	100	2	10		652.787.11B							790.495.09	990.076.00	991.061.00	791.027.00	541.002.00	991.056.00

# Pattern Router Bits with Insert Knives for Laminates

## 656



This bit type is equipped with top bearing for template use. For finishing, routing and grooving in board materials (laminated chipboards, MDF) and hardwood. For use on portable routers or CNC machining centres.



Drawings are 1:1 scale

D mm	I mm	L mm	Box	ORDER NO. S=Ø8mm	ORDER NO. S=Ø12mm	ORDER NO. S=Ø12,7mm	Spare parts											
16	35	80	10	656.160.11									790.283.12	990.076.00	991.061.00	791.025.00	541.004.00	991.056.00
19	28,3	69	10	656.190.11									790.283.12	990.075.00	991.061.00	791.034.00	541.004.00	991.056.00
19	28,3	79	10			656.691.11							790.283.12	990.075.00	991.061.00	791.011.00	541.002.00	991.056.00
19	48,3	100	10		656.692.11	656.693.11							790.483.12	990.075.00	991.061.00	791.011.00	541.002.00	991.056.00

## Weatherseal Bits

# TBOX

# CMT ORANGE TOOLS®

HWM Z2 RH

Darbagaldi & Instrumenti



7/813.001

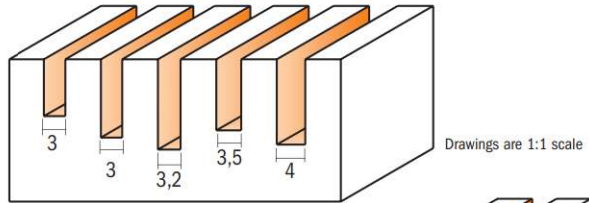
191.635

711.031

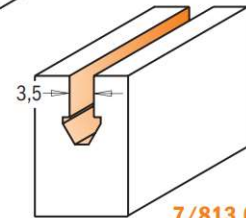
712.030  
712.040  
812.032

Make your house more energy efficient by insulating old doors and windows. A CMT Weatherseal bit is the perfect bit to re-groove door and window frames to accommodate wind blocking inserts. Made of solid carbide for strength and endurance.

Special double-sided design lets you save money by offering two tips in one bit; with the same features as the one-sided weatherseal bit. Only available with a 3mm (1/8") cutting diameter.



Drawings are 1:1 scale

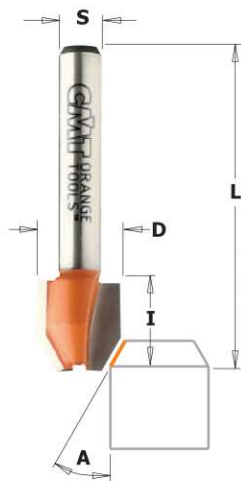


7/813.001.11



D mm	I mm	L mm		ORDER NO. S=Ø6mm	ORDER NO. S=Ø6,35mm
3	8	76	10	<b>711.031.11</b>	
3	11	60	10	<b>712.030.11</b>	
3,2	12,7	50,8	10		<b>812.032.11</b>
3,5	12	60	10	<b>191.635.11</b>	
4	12	60	10	<b>712.040.11</b>	
3,5	8	76	10	<b>713.001.11</b>	
3,5	8	63,5	10		<b>813.001.11</b>

## Combination Trimmer Bits

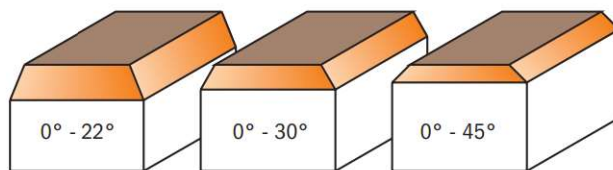


7/8/921

HWM Z2  $\alpha$  RH

Work to your highest standards with the CMT combination trimmer bits. Now you can cut, trim and bevel all laminates without having to change the bit. Achieve great results when making straight or angled cuts on both soft and hard-wood. Three popular sizes, each with carbide-tipped cutting edges for efficient bevel and straight trimming.

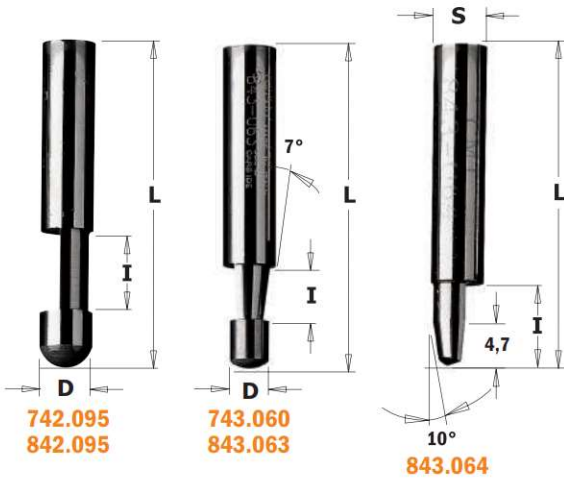
**NOTICE:** these bits must be used with an edge, separate guide or fence.



Drawings are 1:1 scale

A	D mm	I mm	L mm		ORDER NO. S=Ø6mm	ORDER NO. S=Ø6,35mm	ORDER NO. S=Ø8mm
0° - 22°	12	12,7	44,5	10	<b>721.022.11</b>	<b>821.022.11</b>	
0° - 30°	12	12,7	44,5	10	<b>721.030.11</b>	<b>821.030.11</b>	<b>921.030.11</b>
0° - 45°	12	12,7	44,5	10	<b>721.045.11</b>	<b>821.045.11</b>	

# Combination Trimmer Bits

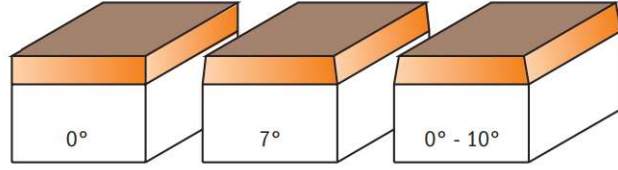


## 7/842 - 7/843



Work to your highest standards with CMT combination trimmer bits. Now you can cut, trim and bevel all laminates without having to change the bit. Achieve great results when making straight or angled cuts on both soft and hardwood. Three popular sizes, each with carbide-tipped edges guarantee efficient bevels and straight trimming.

**Notice:** these bits must be used with an edge, separate guide or fence.



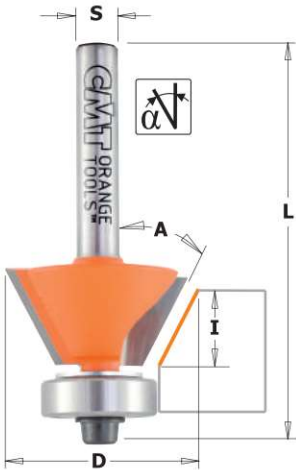
Drawings are 1:1 scale

A	D mm	I mm	L mm		ORDER NO. S=Ø6mm	ORDER NO. S=Ø6,35mm
0°	6	9,5	38	10	<b>742.095.11</b>	
0°	6,35	9,5	38	10		<b>842.095.11</b>
7°	4,5 - 6	6	38	10	<b>743.060.11</b>	
7°	4,76 - 6,35	6,35	38	10		<b>843.063.11</b>
0° - 10°	6,35	9,5	38	10		<b>843.064.11</b>
<b>50 pc. masterpack</b>						
0°	6,35	9,5	38			<b>842.095.11-X50</b>
7°	4,76 - 6,35	6,35	38			<b>843.063.11-X50</b>



50 pc. masterpack

# Combination Trimmer Bits



## 7/907 - 7/8/909 - 7/910

CMT's combination flush and bevel trim bits are perfect for executing superb precision finishing on laminates with ease. Achieve a great variety of angles without even changing the bit. Simply lower the bit cutting depth for precise right angle cuts or raise it to create rounded edges. Suitable for both soft and hardwood.

These bits include a ball bearing guide for easy template work and serve to protect your workpiece.

They feature two flutes for executing smoother cuts and for rounding off table legs and other soft areas on furniture susceptible to damage.

**SHOP TIPS:** undersized bearing to use after resharpening.  
791.062.00 Ø9,3 replace bearing 791.002.00 (Ø9,5) after resharpening

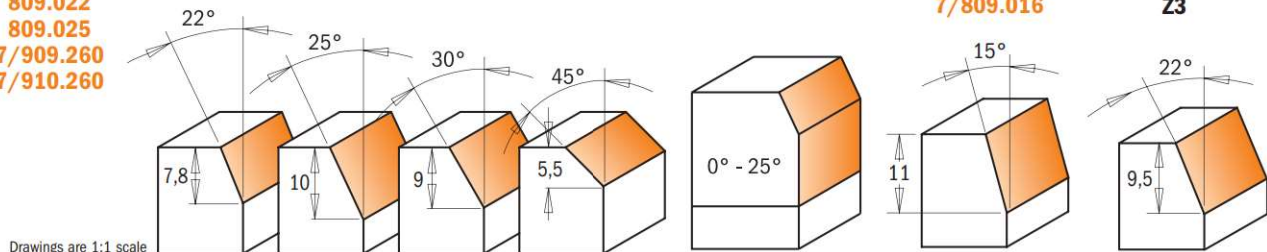


7/907.210

7/809.016

809.023  
Z3

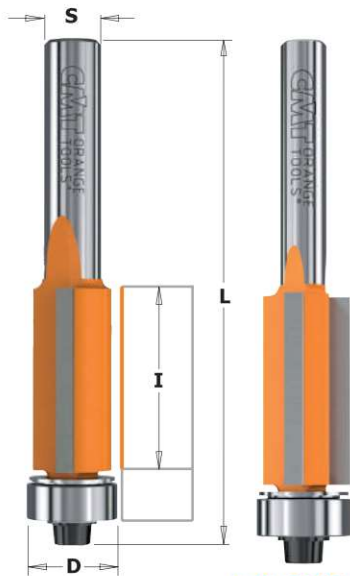
809.022  
809.025  
7/909.260  
7/910.260



Drawings are 1:1 scale

A	D mm	I mm	L mm	Z		ORDER NO. S=Ø6mm	ORDER NO. S=Ø6,35mm	ORDER NO. S=Ø8mm	Spare parts			
0° - 25°	19 - 24,5	16 (10+6)	56,5	2	10	<b>707.210.11</b>		<b>907.210.11</b>				
15°	18,6	11	57	2	10	<b>709.016.11</b>	<b>809.016.11</b>		791.007.00	990.004.00	991.062.00	
22°	12,7	7,8	47,6	2	10		<b>809.022.11</b>		990.422.00	791.044.00	990.058.00	991.057.00
22°	17,5	9,5	51	3	10		<b>809.023.11</b>			791.035.00	990.062.00	991.060.00
25°	19,05	10	52,4	2	10		<b>809.025.11</b>		990.422.00	791.002.00	990.058.00	991.057.00
30°	27	9	55	2	10	<b>709.260.11</b>		<b>909.260.11</b>	990.422.00	791.002.00	990.058.00	991.057.00
45°	27	5,5	51,5	2	10	<b>710.260.11</b>		<b>910.260.11</b>	990.423.00	791.018.00	990.058.00	991.057.00
									990.423.00	791.018.00	990.058.00	991.057.00

# Flush Trim Bits



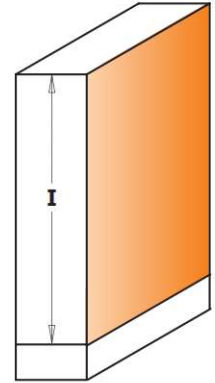
**7/8/906**

Darbagaldi & Instrumenti



We have designed a series of truly indispensable bits available in a wide range of sizes for your woodworking needs. For precision work on laminates or quick template work with excellent finishing.

**SHOP TIPS:** these bits are excellent for making through mortises. Use a straight bit (#711.130.11) to groove the through mortise area, then use the drill bit (#517.130.31) to bore a through hole at the end of the groove. Turn the workpiece over to end the mortise. Use the flush trim bit with a cutting length slightly longer than the fillet, following the groove made on the opposite side of the workpiece with the ball bearing guide.



Drawing is 1:1 scale

**8/906.227.11**  
**Z3**

Masterpack



• HWM

I mm	D mm	L mm	α	Box	ORDER NO. S=Ø6mm	ORDER NO. S=Ø6,35mm	ORDER NO. S=Ø8mm	ORDER NO. S=Ø12mm	ORDER NO. S=Ø12,7mm	Spare parts
•25,4	6,35	63,5	0°	10	<b>706.064.11</b>	<b>806.064.11</b>				791.035.00
12,7	9,5	55,5	0°	10	<b>706.096.11</b>	<b>806.096.11</b>	<b>906.096.11</b>			791.002.00
12,7	12,7	57,8	-5°	10	<b>706.128.11</b>	<b>806.128.11</b>	<b>906.128.11</b>			791.003.00
12,7	12,7	70,6	-5°	10				<b>906.628.11</b>	<b>806.628.11</b>	791.003.00
16	19	57,1	-5°	10	<b>706.190.11</b>		<b>906.190.11</b>			791.007.00
25,4	9,5	68,2	0°	10	<b>706.095.11</b>	<b>806.095.11</b>	<b>906.095.11</b>			791.002.00
25,4	12,7	70,7	-3°	10	<b>706.127.11</b>	<b>806.127.11</b>	<b>906.127.11</b>			791.003.00
25,4	12,7	71	0°	10		<b>806.227.11</b>	<b>906.227.11</b>			791.003.00
25,4	12,7	86,6	-3°	10				<b>906.627.11</b>	<b>806.627.11</b>	791.003.00
38,1	12,7	94	0°	10				<b>906.629.11</b>	<b>806.629.11</b>	791.003.00
50,8	12,7	104	0°	10				<b>906.630.11</b>	<b>806.630.11</b>	791.003.00
<b>10 pc. masterpack</b>										
25,4	9,5	68,2	0°			<b>806.095.11-X10</b>				
25,4	12,7	70,7	-3°			<b>806.127.11-X10</b>			<b>806.627.11-X10</b>	
38,1	12,7	94	0°						<b>806.629.11-X10</b>	

Spare parts  
 991.055.00 0,9mm hex key for screw (990.060.00)  
 991.057.00 3/32" hex key for screw (990.058.00)  
 991.062.00 2,5mm hex key for screw (990.004.00)

**SHOP TIPS: undersized bearing to use after resharpening.**  
**791.062.00** Ø9,3 replace bearing 791.002.00 (Ø9,5) after resharpening  
**791.063.00** Ø12,5 replace bearing 791.003.00 (Ø12,7) after resharpening

# Flush Trim Bit Set

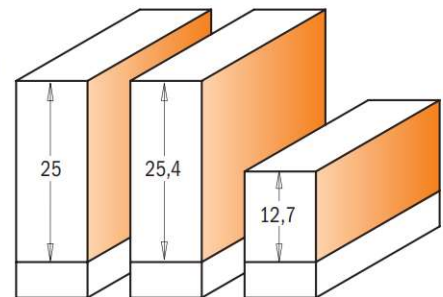


**806**



Indispensable in any shop, the new 3 piece flush trim bit set gives you the option to trim laminates or do template work conveniently.

Set contains:  
 806.095.11 - 806.096.11 - 806.191.11



Drawings are 1:1 scale

DESCRIPTION	Box	ORDER NO.
Flush Trim Bit Set 9,5x12,7 - 9,5x25,4 - 19x25mm	5	<b>806.001.11</b>



# Super-Duty Flush Trim Bits



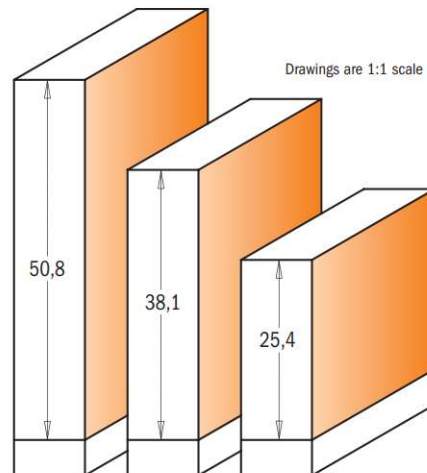
Darbagaldi & Instrumenti



## 7/8/906

These new super duty bits represent the finest in the extensive line of CMT flush trim bits with ball bearing guides. A negative shear angle cutting edge and 19mm cutting diameter set CMT flush trim bits apart from standard bits. Work quickly and safely to get superior finishing with absolute minimal chipping.

**SAFETY TIPS:** dust and chips from laminate materials are hazardous to your health and safety. Always wear a dust mask and eye protection when routing.



I mm	D mm	L mm	$\alpha$		ORDER NO. S=06mm	ORDER NO. S=06,35mm	ORDER NO. S=08mm	ORDER NO. S=012mm	ORDER NO. S=012,7mm	Spare parts		
25,4	19	73,9	-5°	10	706.191.11	806.191.11	906.191.11					
25,4	19	86,5	-5°	10				906.691.11	806.691.11	791.004.00	541.550.00	990.058.00
38,1	19	92,9	-3°	10				906.692.11	806.692.11	791.004.00	541.550.00	990.058.00
50,8	19	109,5	-3°	10				906.690.11	806.690.11	791.004.00	541.550.00	990.058.00
70*	19	118,5	-3°	10				906.693.11		791.004.00	541.550.00	990.058.00

Spare parts 991.057.00 3/32" hex key for screw (990.058.00)

\* Z2+1 Warning. Long cutting edges. Carefully make several shallow passes to prevent damaging the tool. The warranty does not cover improper use of the tool.

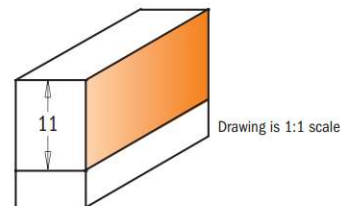
# DP Flush Trim Bits for Laminates



## 7/8/906 X-TREME

These new super duty DP (polycrystalline diamond) bits represent the ultimate in the extensive line of CMT flush trim bits. Investing in CMT DP flush trim bits means saving time and money, as they last 40 times longer than conventional carbide-tipped flush trim bits.

**SHOP TIPS:** oversized bearing to use after resharpening.  
791.063.00 Ø12,5 replace bearing 791.003.00 (Ø12,7) after resharpening

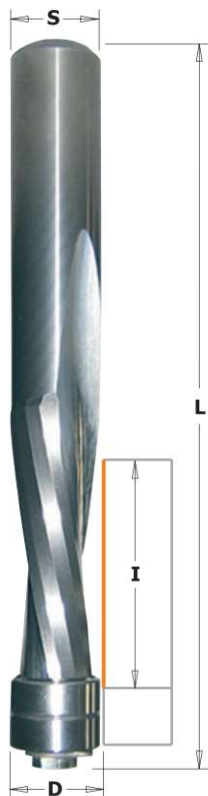


I mm	D mm	L mm		ORDER NO. S=06mm	ORDER NO. S=06,35mm	ORDER NO. S=08mm	Spare parts				
11	12,7	58,1	10	706.128.61	806.128.61	906.128.61					
							990.423.00	791.003.00	990.058.00	991.057.00	

# Double-Bearing Spiral Flush Trim Bits

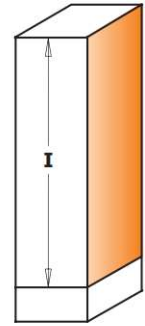
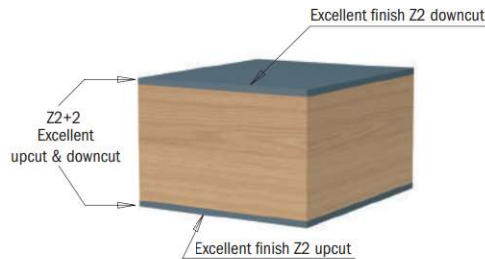


Darbagaldi & Instrumenti



## 190B-191B-192B

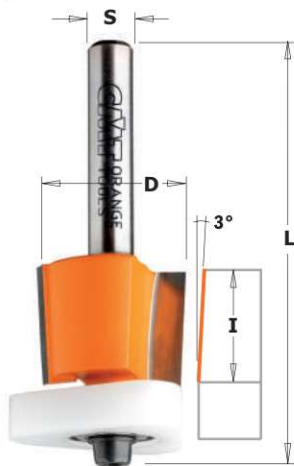
CMT solid carbide spiral flush trim bits are composed of a special super-micrograin formulation increasing hardness with a higher transverse rupture point. Combined with a spiral cutting angle, CMT solid carbide spiral flush trim bits equipped with a double bearing, allow cabinet makers to shear wood and wood products cleanly, providing more efficient chip ejection than standard flush trim bits. In production settings, this means these bits will run cooler, stay sharper, last longer and increase shop productivity.



Drawing is 1:1 scale

I mm	D mm	L mm		ORDER NO. S=Ø6mm	ORDER NO. S=Ø6,35mm	ORDER NO. S=Ø12mm	ORDER NO. S=Ø12,7mm	Spare parts	
<b>Z2+2 Upcut &amp; Downcut</b>									
47	12,7	114	10			190.127.11B	190.508.11B	791.010.00	541.301.00
<b>Z2 Upcut</b>									
25,4	6,35	76,2	10	191.064.11B	191.008.11B			791.035.00	541.009.00
31,7	12,7	89	10				191.505.11B	791.010.00	541.301.00
50,8	12,7	114	10			191.127.11B	191.507.11B	791.010.00	541.301.00
<b>Z2 Downcut</b>									
31,7	12,7	89	10				192.505.11B	791.010.00	541.301.00
50,8	12,7	114	10			192.127.11B	192.507.11B	791.010.00	541.301.00

# 3-in-1 Flush Trim Bits for MDF/Laminate



## 7/8/907



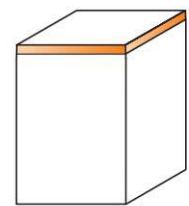
3 in 1 new flush trim bits with Delrin® Triangular bearings are your best partner for laminate trimming. In fact, it solves three of the most common problems that occur when flush trimming:

- 1) The anti-stick properties of the Delrin® bearing greatly reduces the likelihood of freezing of the bearing from glue.
- 2) The extended guide surface of the new Delrin® bearing will perfectly match the work surface without scratching like a steel bearing would. The Delrin® bearing also guarantees maximum stability.
- 3) The shear angle cutting edge reduces the need for filing. 3-in-1 bits are ideal on plastic laminates as well as aluminium laminates!

3-in-1 bits are ideal on plastic laminates as well as aluminium laminates!

### Patent No. D628,218

- Extended guide surface
- Non-freezing
- Non-scratch surface

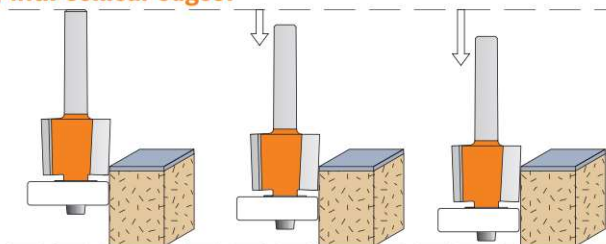


Drawing is 1:1 scale

**NON BLOCKING**

### Perfect trimming with conical edges!

Thanks to the innovative conical edges of this bit, you will always get perfect cuts even after re-sharpening. In fact, the most common problem you have with standard flush trim bits is the undersized diameter after re-sharpening which leaves a mark on the material; with the new CMT construction you could re-sharpen up to six times without any problem. Just remember to adjust your bit up or down as per the illustration.



I mm	D mm	L mm		ORDER NO. S=Ø6mm	ORDER NO. S=Ø6,35mm	ORDER NO. S=Ø8mm	ORDER NO. S=Ø12,7mm	Spare parts			
12,7	12,7	54,2	10	707.128.11	807.128.11	907.128.11		990.422.00	791.042.00	990.058.00	991.057.00
15,87	19	59,3	10	707.190.11	807.190.11	907.190.11		990.423.00	791.043.00	990.058.00	991.057.00
15,87	19	65,7	10				807.690.11	990.423.00	791.043.00	990.058.00	991.057.00

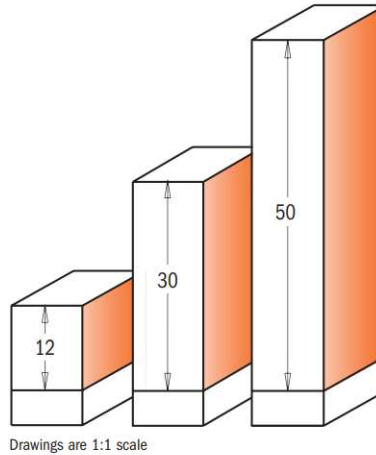
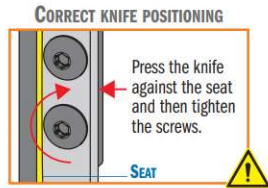
# Flush Trim Bits with Insert Knives



## 657.9

Flush trim bits with two replaceable knives fixed by special Torx screws. The 2-sided blades can create extra new edges. Guided flush trim bits type 657.1 are equipped with ball bearing guides.

## 657.1




I mm	D mm	L mm	Box	ORDER NO. S=Ø6mm	ORDER NO. S=Ø6,35mm	ORDER NO. S=Ø8mm	ORDER NO. S=Ø12mm	ORDER NO. S=Ø12,7mm	Spare parts
12	19	57	10	657.194.11	657.192.11	657.190.11			790.120.00 990.075.00 991.061.00 791.007.00
30	16	75	10			657.161.11			790.295.09 990.115.00 991.061.00 791.006.00
30	19	76	10	657.195.11					790.300.00 990.075.00 991.061.00 791.007.00
30	19	77	10			657.191.11			790.300.00 990.075.00 991.061.00 791.007.00
30	19	87	10					657.692.11	790.300.00 990.075.00 991.061.00 791.007.00
50	19	112	10				657.991.11	657.992.11	790.500.00 990.075.00 991.061.00 791.007.00
Spare parts		990.400.00	Ø3.2/Ø7mm shield for M3 screw		990.052.00	M4x6mm TCEI screws			
		990.410.00	Ø4,2/Ø9mm shield for M4 screws		991.067.00	3mm hex key			
		990.051.00	M3x6mm TCEI screws		541.514.00	Ø6,4mm shield			

# FILE-FREE Flush Trim Bits for Laminate



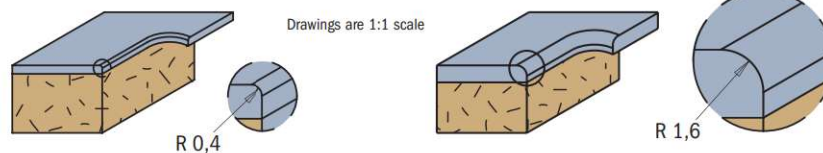
Darbagaldi & Instrumenti



## 8/907

This bit is perfect for ensuring smooth flawless results on your laminate surfaces after flush trimming. Sharp edges are easily trimmed away, leaving your surfaces nice and smooth to the touch. No further filing is needed!

**SHOP TIPS: undersized bearing to use after resharpening.**  
791.062.00 Ø9,3 replace bearing 791.002.00 (Ø9,5) after resharpening



D mm	I mm	R mm	L mm	Box	ORDER NO. S=Ø6,35mm	ORDER NO. S=Ø8mm	Spare parts
12,7	9,5	0,4	52	10	807.004.11	907.004.11	990.422.00 791.002.00 990.058.00 991.057.00
12,7	9,5	1,6	52	10	807.015.11	907.015.11	990.422.00 791.002.00 990.058.00 991.057.00

# Pattern/Flush Trim Bits with Insert Knives

# TBOX

Darbagaldi & Instrumenti

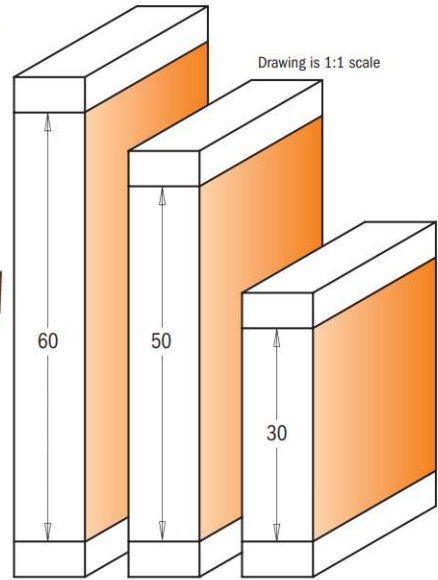
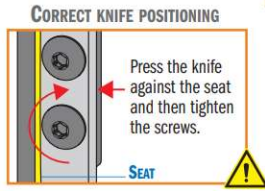
# CMT ORANGE TOOLS

INSERT CARBIDE Z2 RH 2X LONGER LIFE



## 657B

A flush trim bit combined with a pattern bit and fixed with Torx screws. The blades are sharpened on both sides and can provide extra new edges. Guided flush trim bits type 657 are equipped with top and bottom ball bearing guides. Recommended for flush and finishing operations.



I mm	D mm	L mm		ORDER NO. S=Ø8mm	ORDER NO. S=Ø12mm	ORDER NO. S=Ø12,7mm	Spare parts										
30	19	90	10	<b>657.191.11B</b>		<b>657.692.11B</b>						790.300.00	990.075.00	791.007.00	990.052.00	791.034.00	541.004.00
30	19	90	10			<b>657.692.11B</b>	790.300.00	990.075.00	791.007.00	990.052.00	791.011.00	541.002.00					
50	19	110	10		<b>657.993.11B</b>	<b>657.994.11B</b>	790.500.00	990.075.00	791.007.00	990.052.00	791.011.00	541.002.00					
60	19	120	10		<b>657.995.11B</b>	<b>657.996.11B</b>	790.600.00	990.075.00	791.007.00	990.052.00	791.011.00	541.002.00					

Spare parts 990.410.00 Ø4,2/Ø9mm shield for M4 screws 991.067.00 3mm hex key 991.061.00 T15 Torx key 991.056.00 1,5mm hex key

# Flush Trim Router Bits with Double Bearing

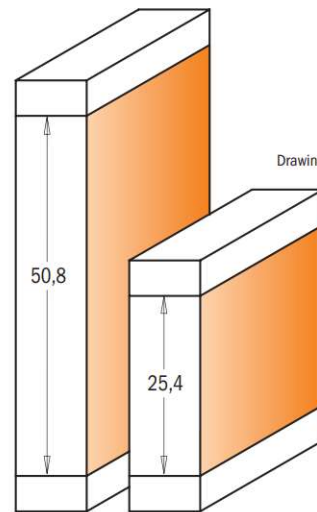
## 806/906B

The innovative two-flute router bits are equipped with a double bearing and feature a down shear design allowing cleaner, smoother cuts on a variety of materials.

Now its no longer necessary to flip or move your tool during routing operations. This tool is particularly effective when routing curved elements along or against the grain.



HW α Z2 RH

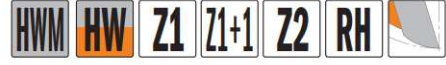


I mm	D mm	L mm	α		ORDER NO. S=Ø12mm	ORDER NO. S=Ø12,7mm	Spare parts											
25,4	19	86,5	-5°	10	<b>906.691.11B</b>								791.004.00	541.550.00	990.058.00	991.057.00	791.011.00	541.005.00
25,4	19	86,5	-5°	10		<b>806.691.11B</b>	791.004.00	541.550.00	990.058.00	991.057.00	791.011.00	541.002.00						
50,8	19	109,5	-3°	10	<b>906.690.11B</b>		791.004.00	541.550.00	990.058.00	991.057.00	791.011.00	541.005.00						
50,8	19	109,5	-3°	10		<b>806.690.11B</b>	791.004.00	541.550.00	990.058.00	991.057.00	791.011.00	541.002.00						

# Panel Pilot Bits with Guide



Darbagaldi & Instrumenti

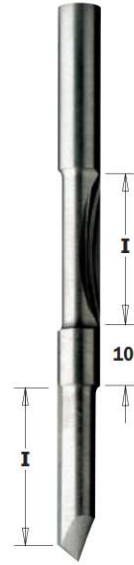


## 7/8/916

How much time do you end up spending making openings in paneling, drywall, siding, doors or windows? With the CMT panel pilot bit, the job just got quicker. The point plunges smoothly and easily and the carbide edges cut clean and fast. All of this adds up to accurate cuts in less time and with less effort - great for trimming veneer as well as a variety of laminates and HPL panels such as Formica®, Wilsonart®, Weiss®, FunderMax®.

**SAFETY TIPS:** always use extra caution when working near electrical outlets and boxes - always disconnect the current. Make sure the bit does not go so deep as to cut the wires.

## 716.061



Masterpack

• HWM

D mm	I mm	L mm	Z		ORDER NO. S=Ø6mm	ORDER NO. S=Ø6,35mm	ORDER NO. S=Ø8mm	ORDER NO. S=Ø12mm	ORDER NO. S=Ø12,7mm
6	19	64	1	10	<b>716.060.11</b>				
•6	19	60	1	10	<b>716.060.21</b>				
•6	18+18	70	1+1	10	<b>716.061.11</b>				
6,35	19	64	1	10		<b>816.064.11</b>			
8	19	64	1	10			<b>916.080.11</b>		
9,53	25,4	78	2	10		<b>816.095.11</b>			
12	31,7	102	2	10				<b>916.627.11</b>	
12,7	31,7	102	2	10					<b>816.627.11</b>
<b>10 pc. masterpack</b>									
12,7	31,7	102	2						<b>816.627.11-X10</b>

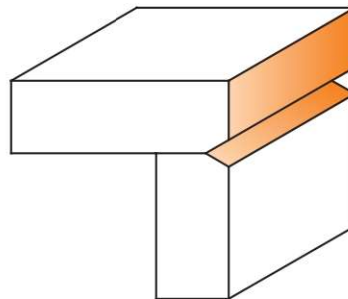
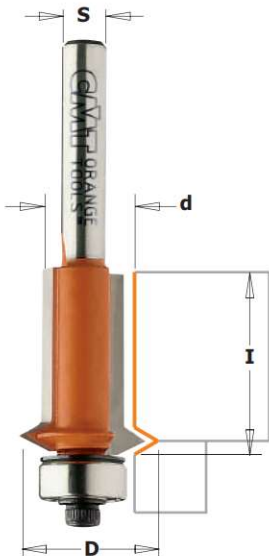
# Panel Pilot Bits with Guide

## 7/8/953



An absolutely indispensable bit for making cabinets. CMT Flush and V-Groove bits allow you to make cabinet front frames in 25mm stock that fit perfectly with the sides. The added V-cutter feature makes a decorative groove along the hinge joint to hide the seam.

**SHOP TIPS:** For best results, leave less than 3mm overhang on cabinet front frames for easier routing.



Drawing is 1:1 scale

d mm	D mm	I mm		ORDER NO. S=Ø6mm	ORDER NO. S=Ø6,35mm	ORDER NO. S=Ø8mm	ORDER NO. S=Ø12mm	ORDER NO. S=Ø12,7mm	Spare parts							
12,7	19	25,4	10	<b>753.001.11</b>	<b>853.001.11</b>	<b>953.001.11</b>	<b>953.501.11</b>	<b>853.501.11</b>					990.423.00	791.003.00	990.058.00	991.057.00


# The CMT Grand Rabbet Set



**8/935.503**

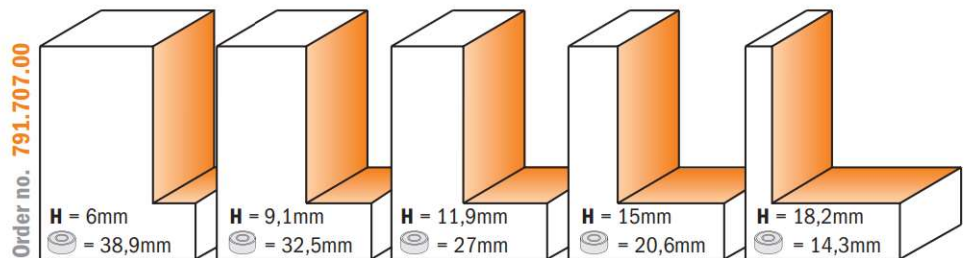
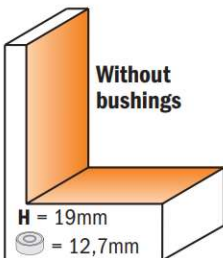
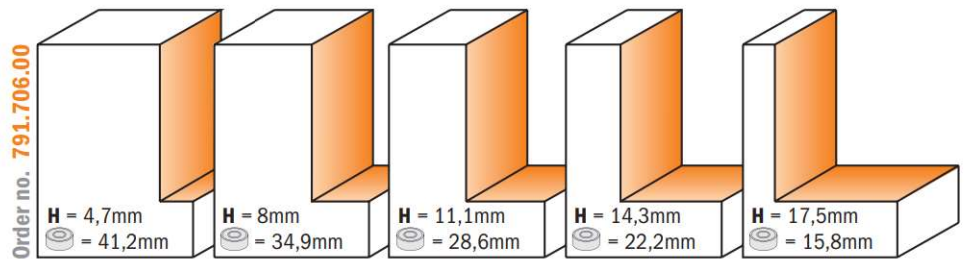
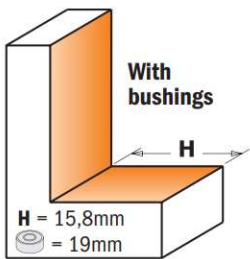
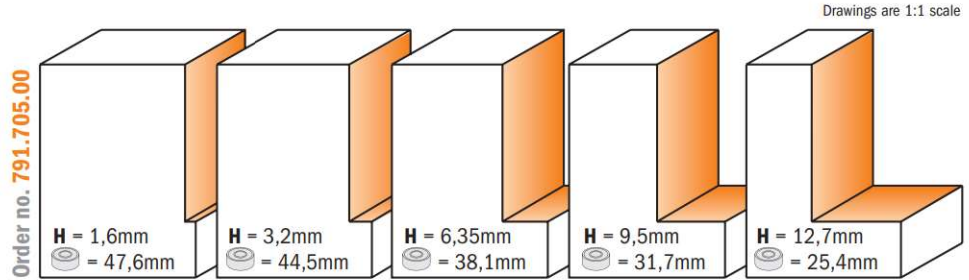
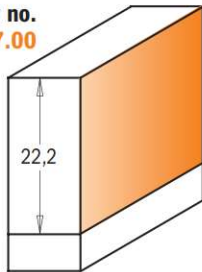


"The Grand Rabbet" by CMT is an investment that shows your commitment to quality. This CMT product will deliver years of reliable service under normal use. For safe and trouble-free results please observe the following instructions and safety precautions.  
 The complete kit (item code 835-935.503.11), will enable you to produce 17 different rabbet sizes including rabbets for under-sized plywood applications. For rabbet sizes over 12,7mm (1/2"), make the cuts in several shallow passes until the desired depth is achieved.  
 Available in 12mm and 12,7mm shanks.



**8/935.990**

Collar order no.  
**799.517.00**



DESCRIPTION	ORDER NO. S=Ø12mm	ORDER NO. S=Ø12,7mm
The CMT Grand Rabbet Set (Ø50,8x22,2mm)	1 <b>935.503.11</b>	<b>835.503.11</b>

**SET CONTAINS:** The Grand Rabbet (bit only) with bushing Ø19mm  
 5 pcs. Bushing kits for bearing (H=1,6 - 3,2 - 6,35 - 9,5 - 12,7mm rabbets)  
 5 pcs. Bushing kits for bearing (H=4,7 - 8 - 11,1 - 14,3 - 17,5mm rabbets)  
 5 pcs. Bushing kits for bearing (H=6 - 9,1 - 11,9 - 15 - 18,2mm rabbets)  
 Bushing Ø50,8mm  
 Kit with screw, shields and keys



Darbagaldi & Instrumenti

[www.cmtorangetools.com](http://www.cmtorangetools.com)

# Grand Rabbeting Bits with Insert Knives

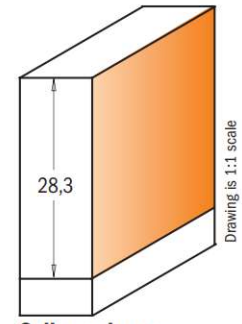
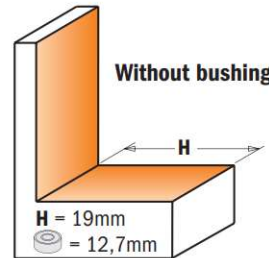
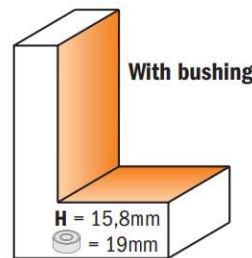



**660.9**



"The Grand Rabbet" by CMT is an investment that shows your commitment to quality. This CMT product will deliver years of reliable service under normal use. The collar sets (791.705.00-791.706.00-791.707.00) will enable you to produce 17 different rabbet sizes including rabbets for under-sized plywood applications. For rabbet sizes over 12,7mm (1/2"), make the cuts in several shallow passes until the desired depth is achieved. Available in 12mm and 12,7mm shanks.

**CORRECT KNIFE POSITIONING**



**Collar order no. 799.517.00**

H mm	D mm	I mm	L mm		ORDER NO.	ORDER NO.	Spare parts				
					S=Ø12mm	S=Ø12,7mm					
16	50,8	28,3	86	10	<b>660.990.11</b>	<b>660.991.11</b>	790.283.12	990.075.00	991.061.00	791.010.00	

<b>Spare parts</b>	541.514.00	Ø6,4mm stop collar	<b>Optional</b>	799.517.00	Bushing for flush trim Ø50,8mm
	799.503.00	Ø19,05mm bushings		791.705.00	5 pcs. bushing set (H=1,6-3,2-6,35-9,5-12,7mm rabbets)
	990.410.00	Ø4,2/Ø9mm shield for M4 screw		791.706.00	5 pcs. bushing set (H=4,7-8-11,1-14,3-17,5mm rabbets)
	990.052.00	M4x6mm TCEI screw		791.707.00	5 pcs. bushing set (H=6-9,1-11,9-15-18,2mm rabbets)
	991.067.00	3mm hex key			
	990.469.00	Kit screw, shield and key			

# Rabbeting Bits



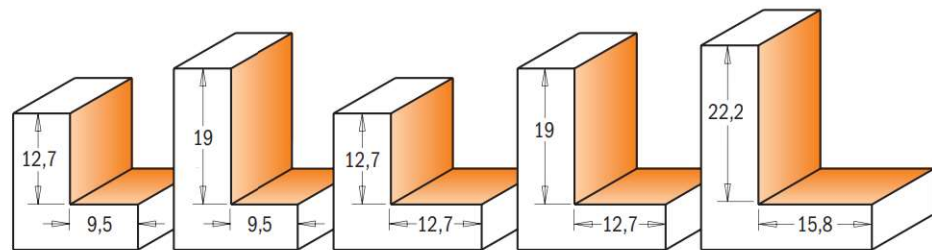

Darbagaldi & Instrumenti



**7/8/935**

CMT carbide-faced rabbeting bits are fast and accurate - you can quickly produce inset doors and drawer fronts, make strong rabbet joints, mill perfect tongue and groove joints or any number of other jobs usually time consuming and difficult.

You can even re-groove old window frames to fit insulated glass panes with the extra long CMT 19mm (3/4") rabbeting bit. Other possibilities are illustrated below and on the following pages. Look at our slot cutters and round over bits for ideas on how to put extra finishing touches on all your grooving and rabbeting projects.



Drawings are 1:1 scale

H mm	D mm	I mm	L mm		ORDER NO.	ORDER NO.	ORDER NO.	ORDER NO.	ORDER NO.	Spare parts		
					S=Ø6mm	S=Ø6,35mm	S=Ø8mm	S=Ø12mm	S=Ø12,7mm			
9,5	31,7	12,7	58,4	10	<b>735.317.11</b>	<b>835.317.11</b>	<b>935.317.11</b>			990.423.00	791.003.00	990.058.00
9,5	31,7	12,7	61,2	10				<b>935.817.11</b>	<b>835.817.11</b>	990.423.00	791.003.00	990.058.00
9,5	31,7	19	64,8	10	<b>735.318.11</b>		<b>935.318.11</b>			990.423.00	791.003.00	990.058.00
12,7	34,9	12,7	59,4	10	<b>735.350.11</b>	<b>835.350.11</b>	<b>935.350.11</b>	<b>935.850.11</b>	<b>835.850.11</b>	990.422.00	791.002.00	990.058.00
12,7	34,9	19	65,8	10				<b>935.851.11</b>	<b>835.851.11</b>	990.422.00	791.002.00	990.058.00
15,8	50,8	22,2	77,8	10				<b>935.990.11</b>	<b>835.990.11</b>	990.408.00	791.010.00	990.058.00

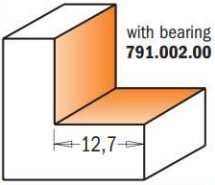
<b>Spare parts</b>	991.057.00	3/32" hex key	541.514.00	2mm spacer (8/935.990.11)
	799.503.00	19,05mm bushings		



# Rabbeting Bits with Insert Knives



**Standard**

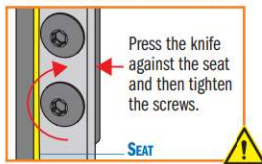


**660**

Rabbeting bits with two replaceable knives fixed by special Torx screws. The knives are sharpened on all 4 sides and increase efficiency when working with board materials. Rabbeting bits are equipped with ball bearing guides for rabbeting width H= 12,7mm. For chipboards, hardwood or MDF; for use on portable routers.



**CORRECT KNIFE POSITIONING**

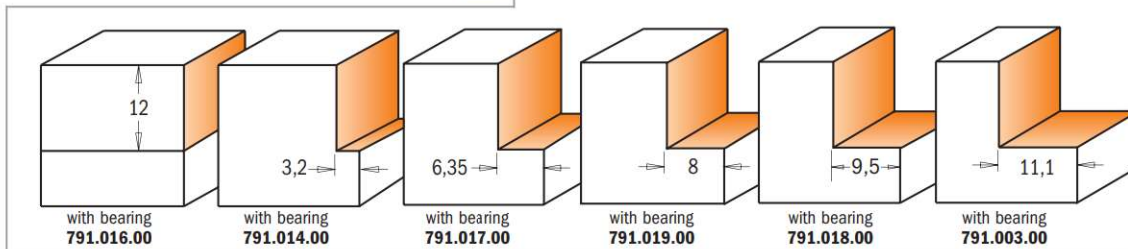


**791.703.00**

**Optional**



With this kit **791.703.00** you can obtain all cutting depth below.



Drawings are 1:1 scale

H mm	D mm	I mm	L mm	Box	ORDER NO. S=Ø6,35mm	ORDER NO. S=Ø8mm	ORDER NO. S=Ø12,7mm	Spare parts		
12,7	34,9	12	55	10	<b>660.351.11</b>	<b>660.350.11</b>				
12,7	34,9	12	65	10			<b>660.851.11</b>	790.120.00	990.075.00	991.061.00
								790.120.00	990.075.00	991.061.00

Spare parts 791.002.00 Ø4,76/Ø9,5mm bearing 990.422.00 Ø4,76/Ø9,5mm shield 990.058.00 1/8"x3/8"x1/2" TCEI screw 990.057.00 3/32" hex key

# Rabbeting Sets



Darbagaldi & Instrumenti

**7/8/935.001**



CMT rabbeting sets allow you to make a limitless number of cuts by adjusting the cutting height on your router and changing the bearing on the bit. Every kit includes one rabbeting bit, 6 interchangeable ball bearing guides, fastening screws, shields and an Allen Key. In order to change cutting depth, substitute the bearing.

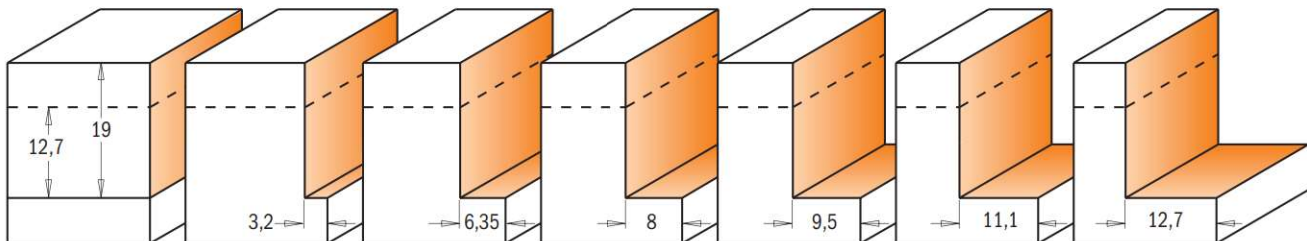


**791.703.00**



**BE SURE** to keep the black bearing washer right side up to correspond with the bearing rotation when re-assembling the bearing. Improper re-assembly can cause the screw to come loose. Each set comes complete with one rabbeting bit and 6 interchangeable ball bearing guides.

Drawings are 1:1 scale



H mm	D mm	I mm	Box	ORDER NO. S=Ø6mm	ORDER NO. S=Ø6,35mm	ORDER NO. S=Ø8mm	ORDER NO. S=Ø12mm	ORDER NO. S=Ø12,7mm
0-12,7	34,9	12,7	5	<b>735.001.11</b>	<b>835.001.11</b>	<b>935.001.11</b>	<b>935.501.11</b>	<b>835.501.11</b>
0-12,7	34,9	19	5				<b>935.502.11</b>	<b>835.502.11</b>

Spare parts 791.002.00 Ø4,76/Ø9,5mm bearing 990.422.00 Ø4,76/Ø9,5mm shield 990.058.00 1/8"x3/8"x1/2" TCEI screw 990.057.00 3/32" hex key



# Keyhole Bits

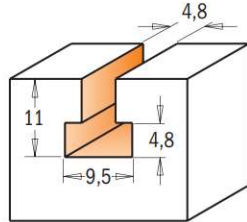


## 7/8/950.0

With the CMT keyhole bit you can make holes that keep your frames, plaques or any wall hanging perfectly straight and attached to the wall. The perfect way to securely mount wall hangings on screws and nails. Three new bits available to create slots for M5, M6, M8 hexagonal head bolt for removable joints.

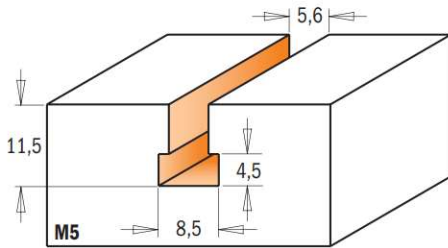
**SAFETY TIPS:** Be sure the workpiece is securely fastened to the router table or work bench.

**SHOP TIPS:** Recommended for use with a plunge router.

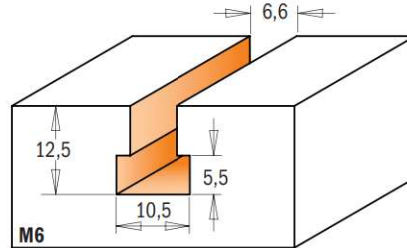


7/8/950.001.11

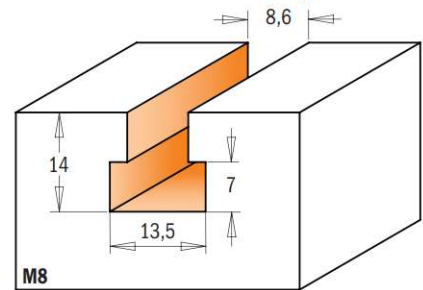
Drawing is 1:1 scale



950.002.11



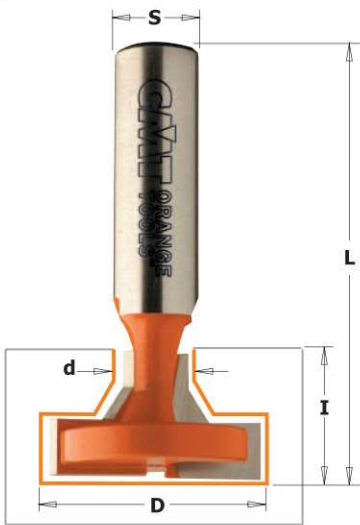
950.003.11



950.004.11

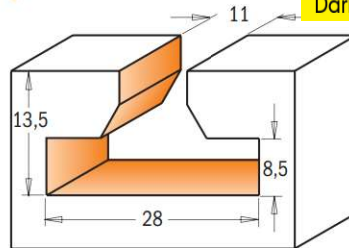
	D mm	d mm	l mm	L mm	Z			ORDER NO. S=Ø6mm	ORDER NO. S=Ø6,35mm	ORDER NO. S=Ø8mm	ORDER NO. S=Ø12mm	ORDER NO. S=Ø12,7mm
	8,5	5,6	11,5	47	1	M5	10			950.002.11		
	9,5	4,8	11	54	2		10	750.001.11	850.001.11	950.001.11	950.501.11	850.501.11
	10,5	6,6	12,5	48	1	M6	10			950.003.11		
	13,5	8,6	14	49	1	M8	10			950.004.11		

# T-Slot Bits

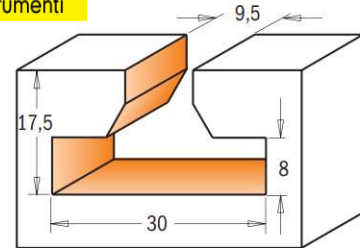


Drawings are 1:1 scale

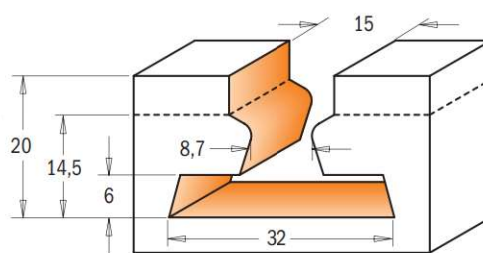
## 8/950.6



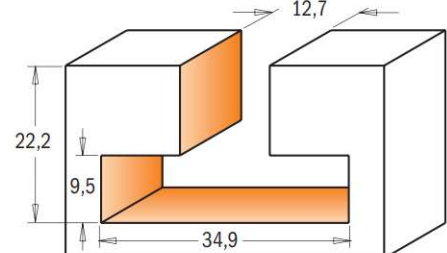
8/950.603



8/950.601



950.604




8/950.602

D mm	d mm	l mm	L mm	Z		ORDER NO. S=Ø12mm	ORDER NO. S=Ø12,7mm
28	11	13,5	56,3	2	10	950.603.11	850.603.11
30	9,5	17,5	60,3	2	10	950.601.11	850.601.11
32	8,7-15	20	66	1+1	10	950.604.11	
34,9	12,7	22,2	63,5	2	10	950.602.11	850.602.11

# Screw Slot Bits

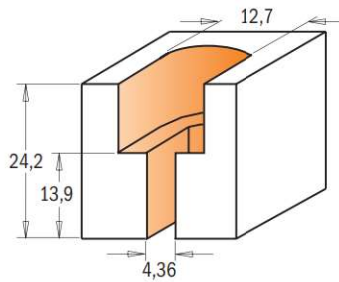


Darbagaldi & Instrumenti

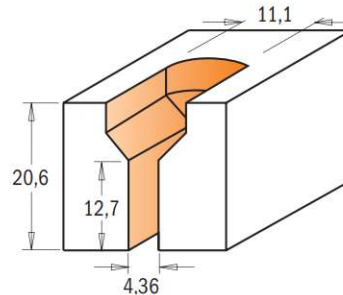


## 8/913

Any large panel or table top should be secured in a way that allows it to expand or contract without splitting. These screw-slot bits let you create screw slots so that panels can be held in place but are able to slide back and forth without splitting the wood or breaking the screw securing them.




Drawing is 1:1 scale




913.201.11  
813.701.11

913.101.11  
813.601.11



D mm	d mm	I <sub>1</sub> mm	I mm	L mm		ORDER NO. S=Ø8mm	ORDER NO. S=Ø12,7mm
11,1	4,36	12,7	20,6	63,5	10	913.201.11	813.701.11
12,7	4,36	13,9	24,2	63,5	10	913.101.11	813.601.11

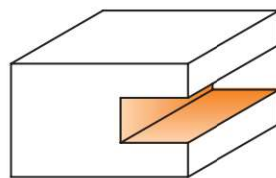
# Flooring Router Bits



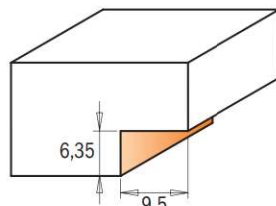
## 822.023B - 822.024B



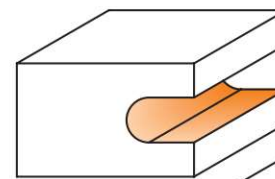
CMT now offers you these industrial quality carbide-tipped router bits for flooring and inlay applications. They easily and smoothly run through solid and timber wood while cutting edges and remain sharp even after several passes 822.024.11B item number also features rounded edges to produce 3,2mm (1/8") radius inlays. These bits are equipped with a stop collar and a bearing.



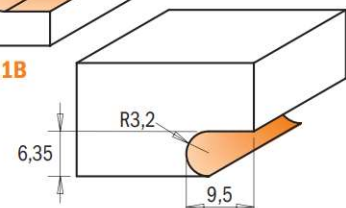
Drawings are 1:1 scale



822.023.11B




822.024.11B



D mm	I mm	H mm	R mm	L mm		ORDER NO. S=Ø6,35mm	Spare parts			
31,75	6,35	9,5		47,6	10	822.023.11B				
31,75	6,35	9,5	3,2	47,6	10	822.024.11B	791.010.00	541.001.00	990.005.00	991.056.00
							791.010.00	541.001.00	990.005.00	991.056.00

# Three Wing Slot Cutter Set



**8/900.506** Darbagaldi & Instrumenti

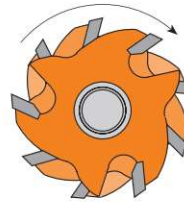
Create slots, grooves and rabbets in materials from 3,2mm to 18mm in depth by using the adjustable CMT Three Wing slot cutter set. See chart below for details on spacing and correct cutter combinations. Ideal for biscuit joints and milling perfect tongue and groove joints.

- This set includes:
- 4 carbide tipped cutters 3,2mm, 4mm, 4,8mm, 6,4mm
  - 1 arbor 12mm or 12,7mm
  - 1 ball bearing (22mm) for 12,7mm cut
  - 17 shims: (8x0,1mm - 4x0,5mm - 3x1mm and 2x4mm)

**SAFETY TIPS:** never use the slot cutter set without shims between the cutters. The distance between the cutters can vary from 1mm to 1,7mm. A shim must also be positioned between the ball bearing and the cutters.

**SHOP TIPS:** the bearings kit 791.711.00 makes 6,35mm and 9,5mm cutting depths.

**NOTE:** The carbide edges of the cutters should never touch; arrange the shims as illustrated below. Use only the thicknesses provided in the set. Be sure all cutters are assembled in the proper right rotational direction below. Looking down the arbor the cutters will turn clockwise.



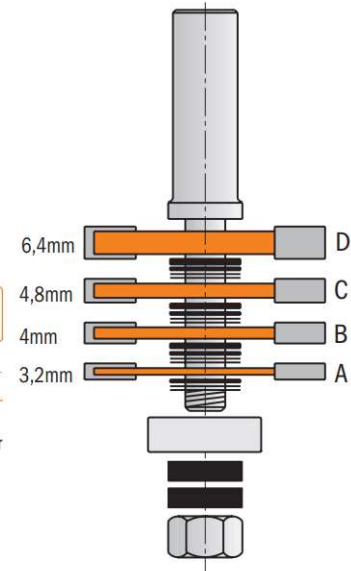
Cutter combinations	Cutter height mm	mm
A	3,2	
B	4	
C	4,8	
D	6,4	
A + B	6,4	a 7,1
A + C	7,2	a 7,9
A + D	8,8	a 9,5
B + C	8	a 8,7
B + D	9,6	a 10,3
C + D	10,4	a 11,1
A + B + C	10,4	a 11,8
A + B + D	11,9	a 13,3
A + C + D	12,7	a 14,1
B + C + D	13,5	a 14,9
A + B + C + D	15,9	a 18

Use shims to adjust cut width: MIN.1mm - MAX 1,7mm


I mm	D mm	H mm	L mm	Box	ORDER NO. S=Ø12mm	ORDER NO. S=Ø12,7mm	Spare parts
3,2-18	47,6	12,8	81	10	<b>900.506.11</b>		924.128.00 791.005.00 990.020.00
3,2-18	47,6	12,8	81	10		<b>800.506.11</b>	824.128.00 791.005.00 990.020.00

**Spare parts**  
 541.515.00 0,1mm spacer  
 541.517.00 0,5mm spacer  
 541.518.00 1mm spacer  
 541.501.00 4mm spacer

**Optional**  
 791.711.00 Kit with two 28,5mm and 34,9mm bearing for slot cutter

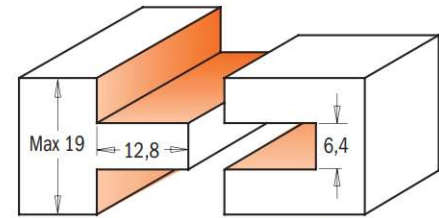


# Tongue & Groove Set



**8/900.626** HW Z3 RH

Make tongue and groove joints without the complicated process of taking apart and reassembling bits. The new CMT tongue and groove set gives you one bit to groove the slot and a separate bit to mill the tongue. Or use your imagination and put them to work individually on other projects. Makes tongue and groove cuts in wood up to 19mm thickness.



PROFILE	I mm	D mm	H mm	L mm	Box	ORDER NO. S=Ø8mm	ORDER NO. S=Ø12mm	ORDER NO. S=Ø12,7mm	Spare parts
A+B	19	47,6	12,8	71	5	<b>900.126.11</b>			924.083.00 791.005.00 822.364.11 990.020.00
A+B	19	47,6	12,8	71	5		<b>900.626.11</b>		924.131.00 791.005.00 822.364.11 990.020.00
A+B	19	47,6	12,8	71	5			<b>800.626.11</b>	824.131.00 791.005.00 822.364.11 990.020.00
A	19	47,6	12,8	71	10			<b>800.626.11M</b>	824.131.00 791.005.00 822.364.11 990.020.00

**Spare parts**  
 541.515.00 0,1mm spacer  
 541.516.00 0,3mm spacer  
 541.517.00 0,5mm spacer

541.518.00 1mm spacer  
 541.500.00 3mm spacer

# Slot Cutters



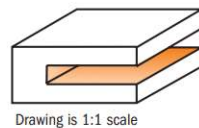
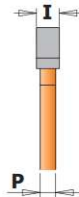

Darbagaldi & Instrumenti



## 7/8/922A/B

Uses for the CMT three wing slot cutter are almost infinite. Cut slots and grooves for splines, biscuits, T-molding or tongue and groove joints. Every cutter features anti-kickback design, micrograin carbide tips and CMT's trademark orange non-stick PTFE coating. CMT slot cutters are available as a blade only or with your choice of a 6, 8, 12, 6,35 or 12,7mm diameter arbor which includes a 22mm diameter bearing for a cutting depth of up to 12,7mm.

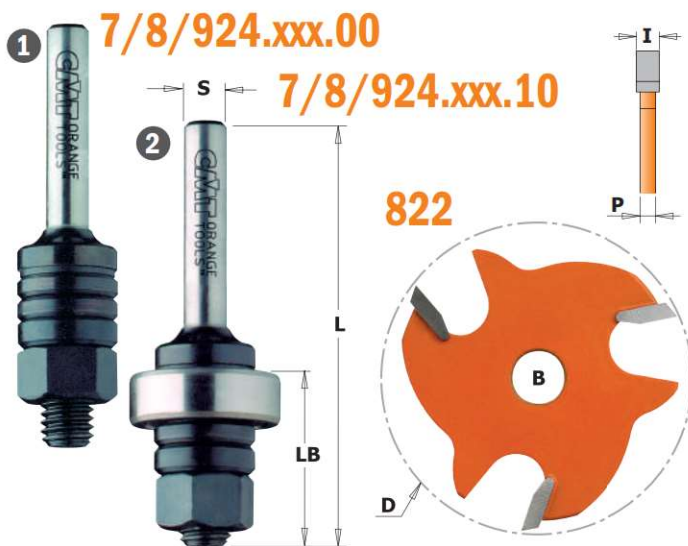
**NOTE:** For biscuit joints, use l=4mm slot cutter.



Drawing is 1:1 scale

I mm	P mm	D mm	H mm		ORDER NO. S=Ø6mm	ORDER NO. S=Ø6,35mm	ORDER NO. S=Ø8mm	ORDER NO. S=Ø12mm	ORDER NO. S=Ø12,7mm
1,5	1,07	47,6	12,8	10	722.315.11A		922.315.11A	922.315.11B	
1,6	1,07	47,6	12,8	10		822.316.11A			822.316.11B
2	1,27	47,6	12,8	10	722.320.11A	822.320.11A	922.320.11A	922.320.11B	822.320.11B
2,4	1,27	47,6	12,8	10		822.324.11A			822.324.11B
2,5	1,27	47,6	12,8	10	722.325.11A		922.325.11A	922.325.11B	
3	1,27	47,6	12,8	10	722.330.11A		922.330.11A	922.330.11B	
3,2	1,27	47,6	12,8	10		822.332.11A			822.332.11B
3,5	2,07	47,6	12,8	10	722.335.11A		922.335.11A	922.335.11B	
4	2,07	47,6	12,8	10	722.340.11A	822.340.11A	922.340.11A	922.340.11B	822.340.11B
4,8	2,86	47,6	12,8	10		822.348.11A			822.348.11B
5	2,86	47,6	12,8	10	722.350.11A		922.350.11A	922.350.11B	
6	4,45	47,6	12,8	10	722.360.11A	822.360.11A	922.360.11A	922.360.11B	822.360.11B
6,4	4,45	47,6	12,8	10		822.364.11A			822.364.11B

These three wing carbide tipped Slot Cutters feature anti-kickback three wing blade design and CMT's trademark orange P.T.F.E. Industrial Coating. All cutters feature an 8mm bore that fits CMT's arbors (items 7/8/924).



I mm	P mm	D mm	B mm		ORDER NO.
1,5	1,07	47,6	8	10	822.315.11
1,6	1,07	47,6	8	10	822.316.11
1,8	1,27	47,6	8	10	822.318.11
2	1,27	47,6	8	10	822.320.11
2,2	1,27	47,6	8	10	822.322.11
2,4	1,27	47,6	8	10	822.324.11
2,5	1,27	47,6	8	10	822.325.11
2,8	1,27	47,6	8	10	822.328.11
3	1,27	47,6	8	10	822.330.11
3,2	1,27	47,6	8	10	822.332.11
3,5	2,07	47,6	8	10	822.335.11
4	2,07	47,6	8	10	822.340.11
4,8	2,86	47,6	8	10	822.348.11
5	2,86	47,6	8	10	822.350.11
6	4,45	47,6	8	10	822.360.11
6,4	4,45	47,6	8	10	822.364.11

DESCRIPTION	LB mm	L mm		ORDER NO. S=Ø6mm	ORDER NO. S=Ø6,35mm	ORDER NO. S=Ø8mm	ORDER NO. S=Ø12mm	ORDER NO. S=Ø12,7mm
1 Slot cutter arbor without bearing	26	61	10	724.060.00	824.064.00	924.080.00		
1 Slot cutter arbor without bearing	26	67,5	10				924.120.00	824.127.00
2 Slot cutter arbor with bearing	26	61	10	724.060.10	824.064.10	924.080.10		
2 Slot cutter arbor with bearing	26	67,5	10				924.120.10	824.127.10
Slot cutter arbor without bearing, long series	40	86	10			924.083.00		
Slot cutter arbor with bearing, long series	40	86	10			924.083.10		

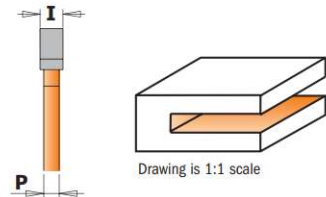
Spare parts	791.005.00	541.501.00	541.500.00	Ø8-22mm bearing	4mm spacer	3mm spacer	541.518.00	1mm spacer	990.020.00	M8 nut

# Slot Cutters



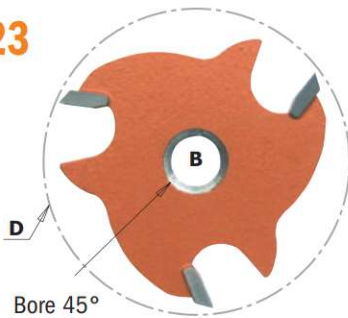
## 923A - 823B

The uses of this bit are infinite: not only can you rout grooves and rabbets, but you can even T or dovetail joints on wood panels. Each bit features three carbide-tipped cutters, orange coloured PTFE coating and anti-kickback design. The 22mm bearing is included for a cutting depth of 12,8mm. The bit and the slot cutter are also available separately.



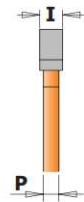
I mm	P mm	D mm	H mm	L mm	Box	ORDER NO. S=Ø8mm	ORDER NO. S=Ø12,7mm
3	1,27	47,6	12,8	58	10	923.330.11A	
3,2	1,27	47,6	12,8	57,5	10		823.332.11B
4	2,07	47,6	12,8	58,3	10	923.340.11A	823.340.11B
5	2,86	47,6	12,8	63	10	923.350.11A	
6,4	4,45	47,6	12,8	60,7	10		823.364.11B

## 823



These three wing carbide tipped slot cutters feature anti-kickback three wing blade design and CMT's trademark orange PTFE Industrial Coating. All cutters feature an 8mm bore that fits CMT's arbors (items 7/8/924).

I mm	P mm	D mm	B mm	Box	ORDER NO.
3	1,27	47,6	8	10	823.330.11
3,2	1,27	47,6	8	10	823.332.11
4	2,07	47,6	8	10	823.340.11
5	2,86	47,6	8	10	823.350.11
6,4	4,45	47,6	8	10	823.364.11



## 7/8/924



DESCRIPTION	Box	ORDER NO. S=Ø6mm	ORDER NO. S=Ø6,35mm	ORDER NO. S=Ø8mm	ORDER NO. S=Ø12,7mm
1 Slot cutter arbor without bearing without stop collar	10	724.061.00	824.061.00	924.081.00	824.121.00
1 Slot cutter arbor with bearing and stop collar	10	724.061.10	824.061.10	924.081.10	824.121.10
2 Slot cutter arbor without bearing	10			924.082.00	824.122.00
2 Slot cutter arbor with bearing	10			924.082.10	824.122.10

Spare parts	791.012.00	Ø8-22mm bearing	541.515.00	0,1mm spacer
	541.001.00	Stop collar for Ø6,35mm shanks	541.516.00	0,3mm spacer
	541.002.00	Stop collar for Ø12,7mm shanks	541.517.00	0,5mm spacer
	791.013.00	Ø12,7-22mm bearing	541.518.00	1mm spacer
	541.003.00	Stop collar for Ø6mm shanks	990.055.00	M5x12mm TSPEI screw
	541.004.00	Stop collar for Ø8mm shanks	991.067.00	3mm hex key



www.cmtorangetools.com



## Flute & Bead Set

# TBOX

# CMT ORANGE TOOLS

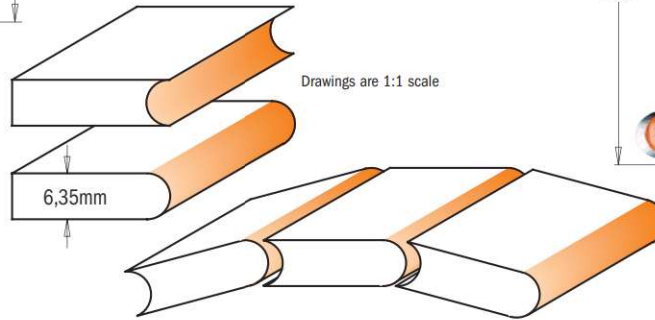


### 8/955.701

Darbagaldi & Instrumenti

This perfectly mated CMT set is ideal for making canoe slats and hot tub enclosures. The cutting edges feature tungsten carbide which stay sharp even after cutting large amounts of stock. The anti-kickback design ensures that you work safely.

Use both the flute and the bead bits for 6,35mm (1/4") slats as shown below.



R mm	D mm					ORDER NO. S=Ø12mm	ORDER NO. S=Ø12,7mm
3,2	38				5	955.701.11	855.701.11

## Lock Miter Set

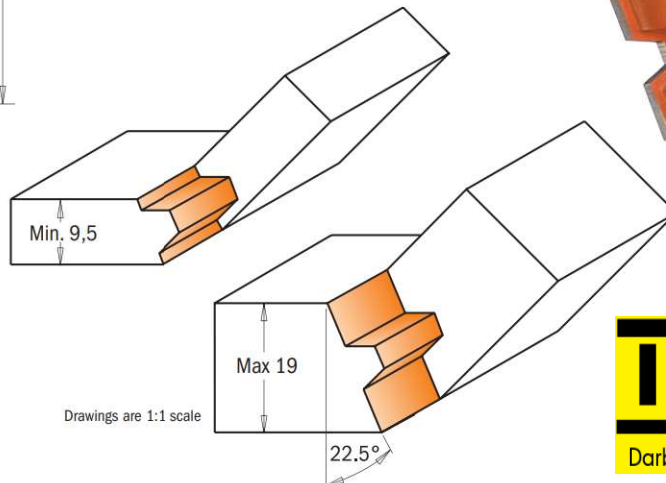
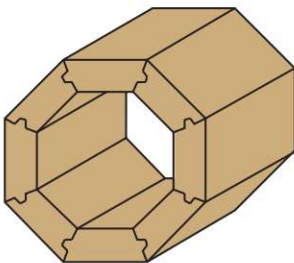
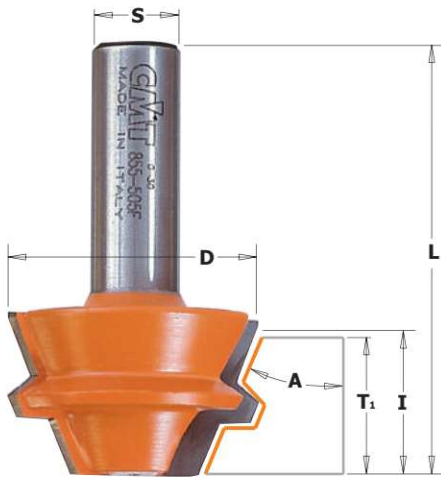
### 8/955



Now you don't have to fight with those awkward clamps on your 22.5° angle projects. Use this pair of bits to produce octagonal shaped boxes and popular corner cabinetry like cabinets for kitchens, entertainment centres, kitchen islands and corner hutches. This 22.5° Lock Miter set provides a strong tight joint even at 45° angles.

Biscuits and splines are time consuming and difficult to clamp; but CMT's matched cutters make set-up easy. Height adjustment is not an issue. All you have to do is adjust your fence so the top edge of the workpiece intersects the angle of the bit where it meets the fence.

After your joints are machined they can be glued and assembled and simply clamped by using strapping tape.



# TBOX

Darbagaldi & Instrumenti

D mm	I mm	A	T1 mm	L mm		ORDER NO. S=Ø8mm	ORDER NO. S=Ø12,7mm
37,3	22,2	22,5°	9,5 + 19	60,3	5	955.005.11	855.505.11

# Lock Miter Bits

# TBOX

# CMT ORANGE TOOLS

Darbagaldi & Instrumenti

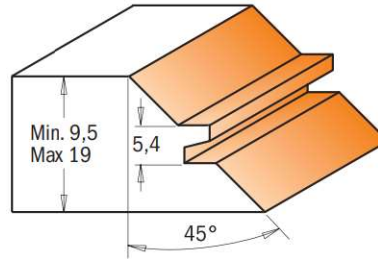


8/955.504

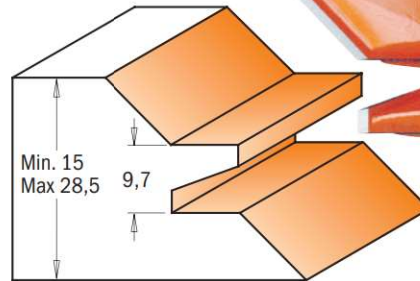
CMT lock miter bits are ideal for milling miter joints in 28,5mm stock. A quick and easy way to accurately create boxes, stretcher bars, frames and any assortment of right angle or parallel joint projects.

**To produce perfectly fitting miter joints**, lay one piece with the inside face-down on the work table and the wood centred to the bit. Mill as shown in step 1 of the illustration below. Mill the second piece with the inside face placed vertical to the bit and fence, as shown in step 2.

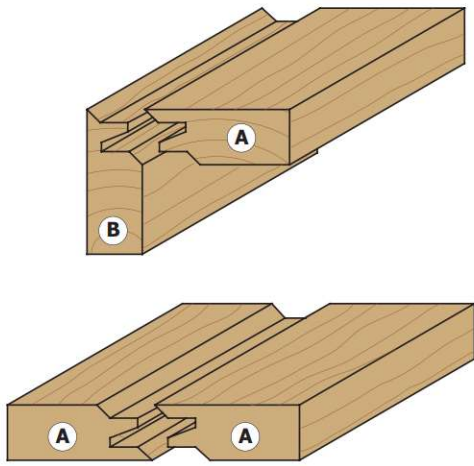
**To mill sturdy parallel glue joints** follow step 1 shown in the illustration with the inside face of the workpiece laid flat on the table and centred to the bit. To make the second part, lay the workpiece flat on the table and centred to the bit. Mill with the inside face-up.



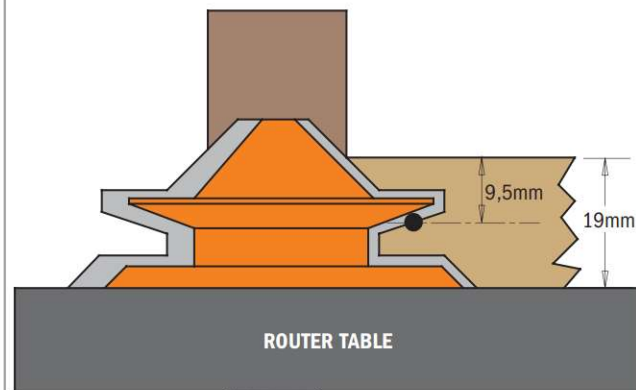
8/955.503



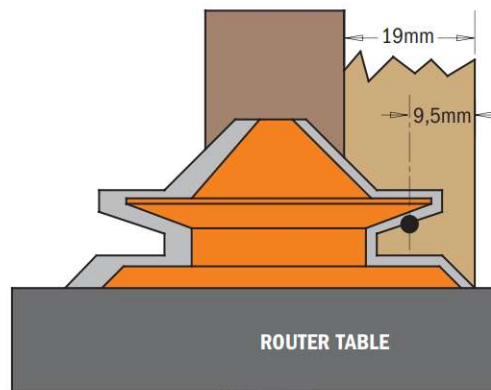
Drawings are 1:1 scale



## For miter and parallel glue joints using 19mm board



**Nr. 1:** Rout one piece with the inside face flat on the router table. Be sure the cut is centred to the stock.



**Nr. 2:** Rout the second piece with the inside face vertical to the fence.

D mm	I mm	A	T <sub>1</sub> mm	L mm		ORDER NO. S=Ø8mm	ORDER NO. S=Ø12mm	ORDER NO. S=Ø12,7mm
44,5	18	45°	9 ÷ 18	58	5	<b>955.009.11</b>		
70	31,7	45°	15 ÷ 28,5	69,9	5		<b>955.503.11</b>	<b>855.503.11</b>
50,8	22,2	45°	9,5 ÷ 19	60,3	5		<b>955.504.11</b>	<b>855.504.11</b>

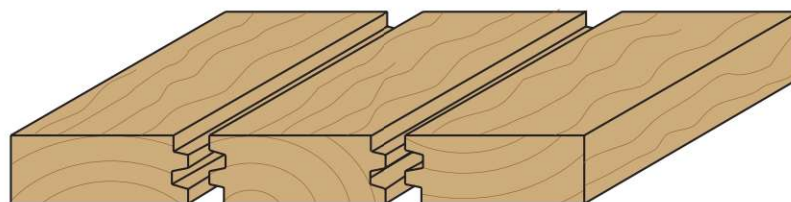
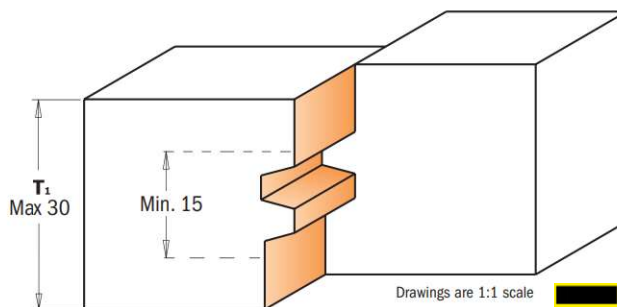

# Reverse Glue Joint Bits



## 8/955.501

The most unique and important characteristic of this CMT bit is its capacity to produce a virtually indestructible glue joint quickly and flawlessly. Ideal for routing panels, doors and furniture pieces of wide dimension panels, doors and furniture pieces. By accurately centering the bit to the wood, the upper and lower vertical cutting edges of the bit will cut equal proportions. Simply run one edge of the panel, turn the panel over, and then run the opposite edge - you will craft perfectly harmonized reverse cuts that match up to produce immaculate joints!

**SHOP TIPS:** When glueing, apply enough pressure to securely seal the joint. Insufficient pressure results in a weak joint and excessive pressure will distort the wood.



**Example using a 19mm board**

To accurately centre the wood to the bit: Adjust the bit according to the thickness of the wood you are cutting. Line up the cut edge of the wood to the centre point of the bit as illustrated in the enlarged drawing. The upper and lower vertical cutting edges of the bit are in proportion and at an equal distance from the centre point of the bit. Run one cut edge of the wood, turn the piece over and run the other edge for exact reverse cuts that match up perfectly. Assemble the reverse cut pairs together for beautiful, strong joints.

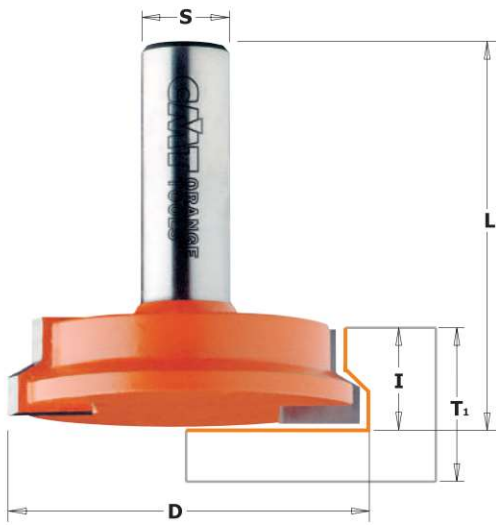
D mm	I mm	T <sub>1</sub> mm	L mm				ORDER NO. S=Ø12mm	ORDER NO. S=Ø12,7mm
44,4	32	15 - 30	70,1			10	<b>955.501.11</b>	<b>855.501.11</b>



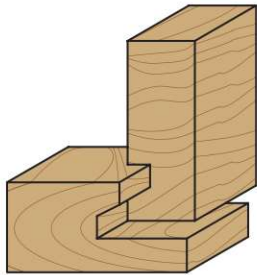
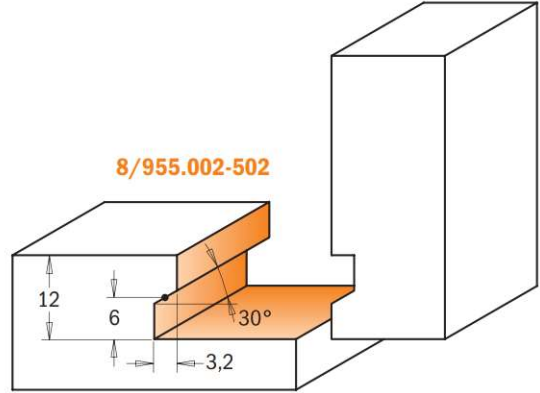
## 7/8/955



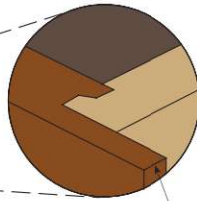
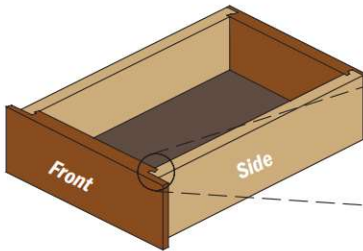
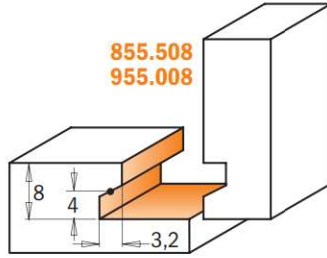
The key to success when constructing quality drawers is in the quality of the drawer lock bit you use. With CMT drawer lock bits you can make strong, perfectly fitted joints quickly and easily. As illustrated below, mill the drawer front with the inside face-down on the work table. Mill the sides of the drawer with the inside face placed vertical to the bit and fence, and perpendicular to the table. These bits are to be used on router tables only. Do not use on hand-held routers.



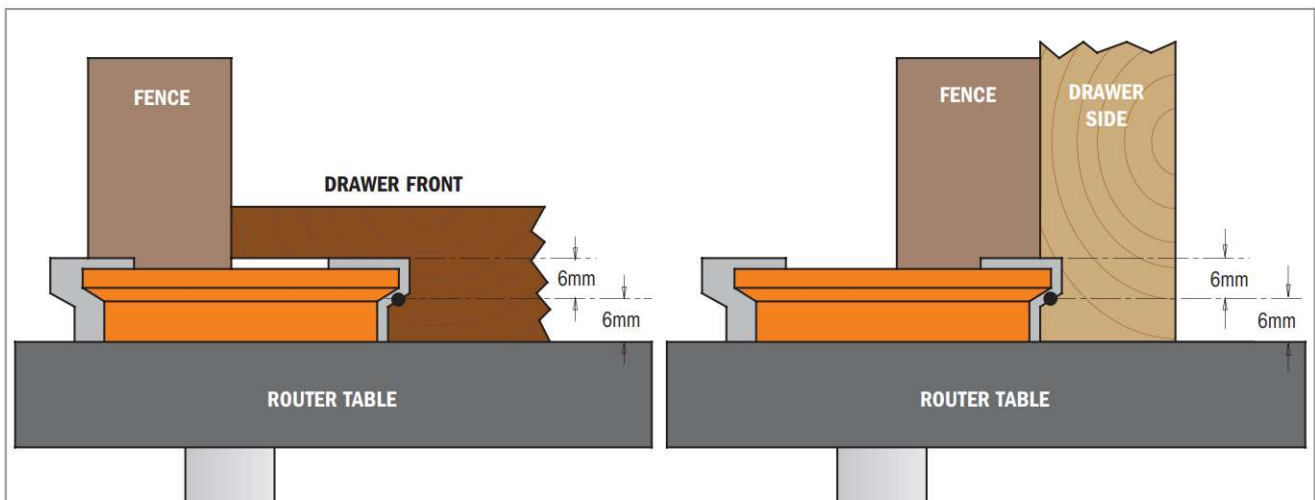
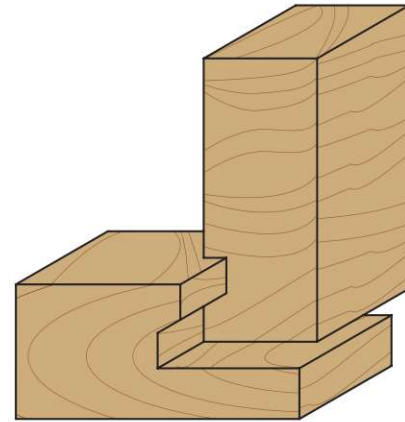
8/955.002-502



855.508  
955.008



Overhang  
for drawer stop



D mm	T <sub>1</sub> min. mm	I max. mm	L mm		ORDER NO. S=Ø6mm	ORDER NO. S=Ø6,35mm	ORDER NO. S=Ø8mm	ORDER NO. S=Ø12mm	ORDER NO. S=Ø12,7mm
25,4	9,5	15,87	12,7	54	10		<b>955.008.11</b>		<b>855.508.11</b>
31,7	15,87	25,4	12,7	44,5	10	<b>755.002.11</b>	<b>855.002.11</b>	<b>955.002.11</b>	
50,8	15,87	25,4	12,7	50,8	10			<b>955.502.11</b>	<b>855.502.11</b>

# Window Sash Set

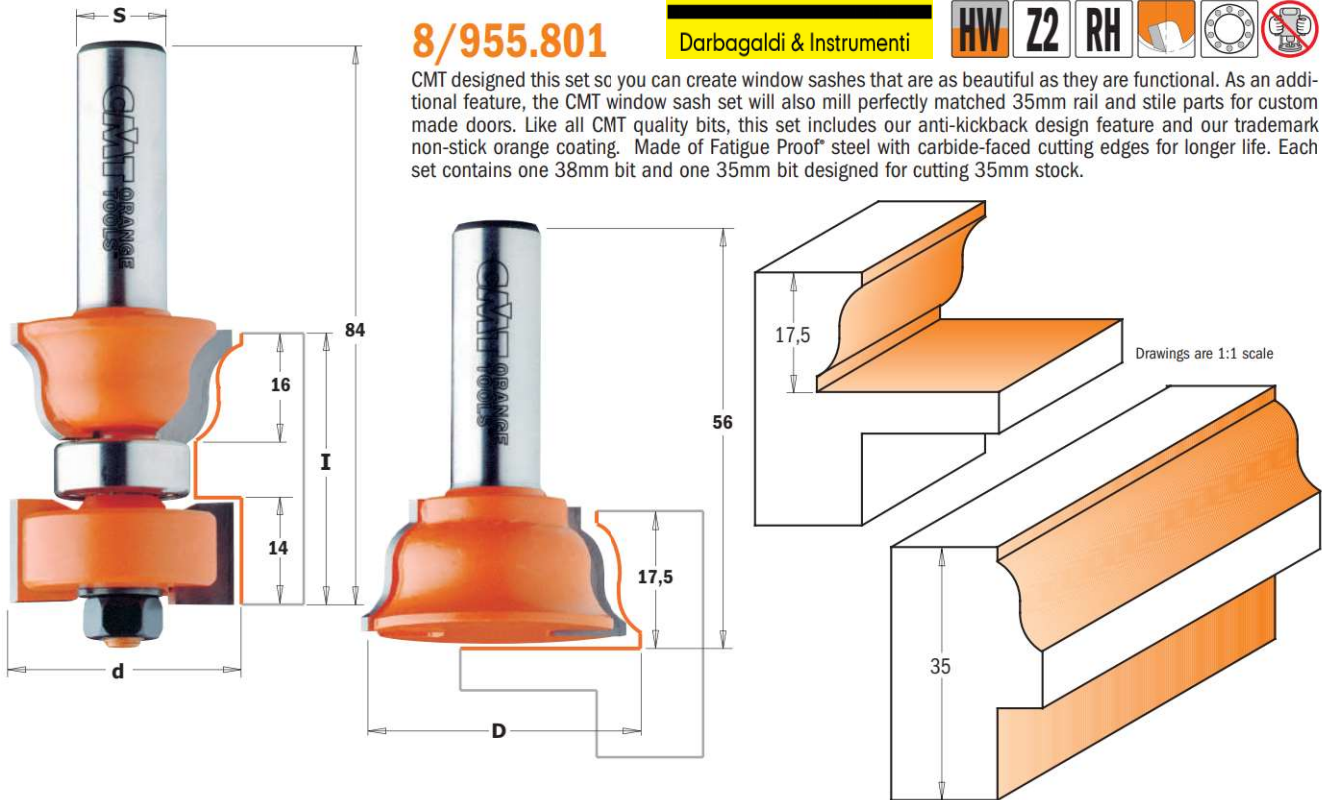


8/955.801

Darbagaldi & Instrumenti



CMT designed this set so you can create window sashes that are as beautiful as they are functional. As an additional feature, the CMT window sash set will also mill perfectly matched 35mm rail and stile parts for custom made doors. Like all CMT quality bits, this set includes our anti-kickback design feature and our trademark non-stick orange coating. Made of Fatigue Proof® steel with carbide-faced cutting edges for longer life. Each set contains one 38mm bit and one 35mm bit designed for cutting 35mm stock.



d	l	L	D	l	L	Box	ORDER NO.	ORDER NO.	Spare parts			
mm	mm	mm	mm	mm	mm		S=Ø12mm	S=Ø12,7mm				
35	35	84	38	17,5	56	5	955.801.11	855.801.11	791.012.00	822.004.11	541.518.00	990.020.00

## Step-By-Step Window Sash Construction

### CMT set makes it easy!

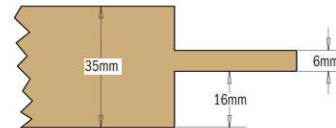
In our step-by-step example for window sash construction, we used the following:

- CMT Window Sash Set (item #855.801.11)
- stiles cut 35mm thick
- rails cut 35mm thick
- scrap stock

The CMT Window Sash Set was designed ideally for the construction of windows in 35mm stock, however variations as narrow as 28mm can be used. Stock thicker than 35mm exceeds the milling range of the cutter. Remember to adjust your measurements and cutting depths according to the wood thickness you use. We suggest making a trial joint in scrap stock according to the following steps before milling all of the cope and stick profiles.

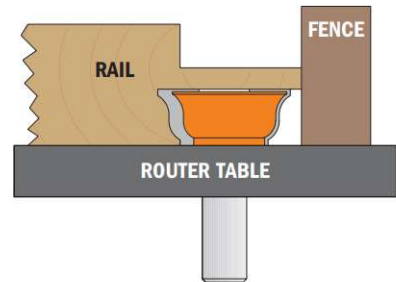
#### STEP 1 - Measurements and making the tenons

The ideal thickness of the stiles when using the CMT sash set is 35mm. The desired width of the stiles will determine the length you need to make your tenons, while the length of the stile will represent the desired full height of the sash. When cutting the rails to length, make sure to add the length of the two tenons to the overall length of the rail. The length of the tenons should be at least half the width of the stile. Mill 16mm measuring from the front face of the stock using a table saw, radial saw or router as shown in illustration 1. This measurement remains invariable since it is calculated to the height of the CMT sash routers. The width of the tenon is 6mm. Rotate the stock and mill the other side. As per our example, the second milling will be 13mm but this measurement will vary if you are using thinner stock.



#### STEP 2 - Making the cope profile on rails, sash bar and muntins

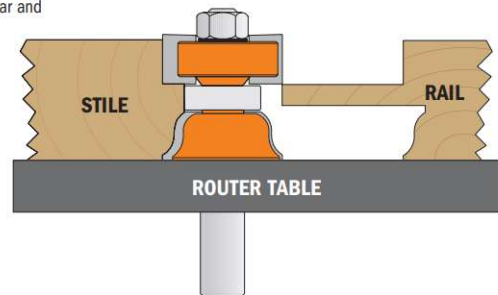
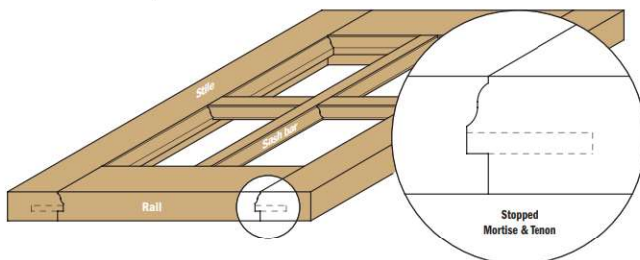
To make the cope profile, place the rail face front down on the router table with the tenon flush to the bit as shown in illustration 2. Adjust the fence so the bit mills 6,35mm deeper than the tenon. To mill the sash bar and the muntins (cross bars), position front face down on the router table and mill without changing the height of the bit.



#### STEP 3 - Making the stick profile on rails, stile, sash bar and muntins

To mill the stick profile along the inside edges of all sash parts, place the already milled cope profile front face down on the router table and adjust the sash bit so that the lower edge of the top cutter will exactly touch the upper edge of the tenon as shown in need to 3 illustrations. With the rail still face down on the table, turn it so the inside edge of the rail is touching the bit and mill the stick profile. Mill the inside edges of the stiles and mill both edges of the front face of the sash bar and muntins.

To cut the slots for the tenons, measure 16mm from the front face of the stiles and rout with a table saw.



# Ovolo Sash Bits



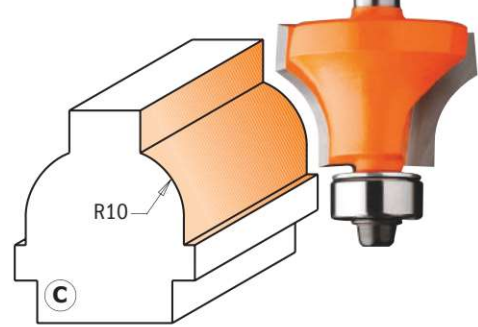

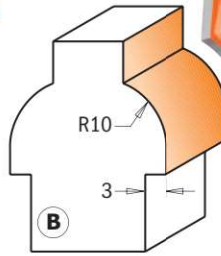
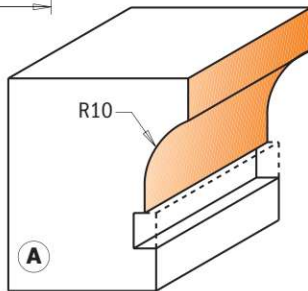
Darbagaldi & Instrumenti

## 8/955.3

These bits allow you to make true divided light doors for fine furniture and cabinets as well as sash bar windows, and stile and rail constructions. The glazing bar ovolo bits are bearing-guided to enable curved frames to be moulded. Cove bits can be used to produce easy-to-pull drawer handles.



Drawings are 1:1 scale

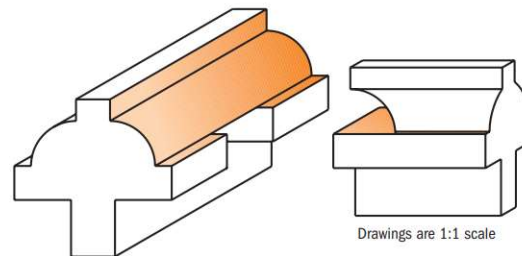
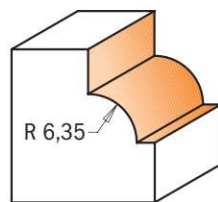
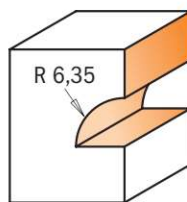



D mm	I mm	R mm	L mm	PROFILE		ORDER NO. S=Ø6,35mm	ORDER NO. S=Ø8mm	Spare parts							
25	19	10	50,8	A	10	855.307.11M	955.307.11M								
22	19	10	50,8	B	10	855.307.11F	955.307.11F								
28	19	10	61,2	C	10	855.308.11F	955.308.11F					990.423.00	791.003.00	990.058.00	991.057.00

# Ovolo Sash Set



## 955.302 - 855.802



Drawings are 1:1 scale

d mm	D mm	I mm	R mm		ORDER NO. S=Ø8mm	ORDER NO. S=Ø12,7mm	Spare parts											
30	31,7	12	6,35	5	955.302.11	855.802.11							990.423.00	791.003.00	990.058.00	991.057.00	791.011.00	541.002.00

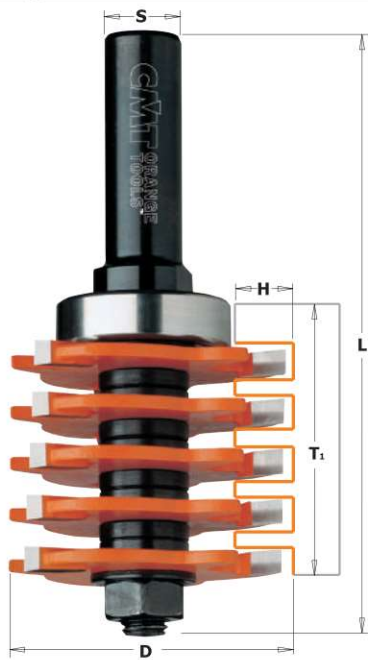
Spare parts 991.056.00 1,5mm hex key

## Finger Joint Bit

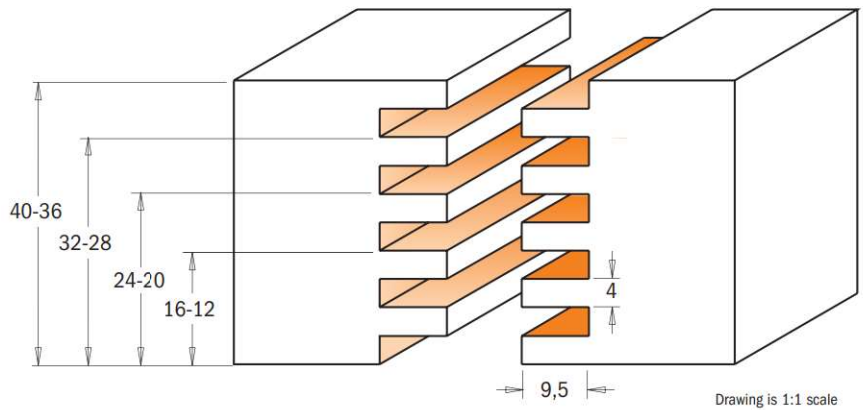
# TBOX

# CMT ORANGE TOOLS

### 8/900.616 Darbagaldi & Instrumenti



This router allows you to carry out accurate and functional finger joints with the greatest of ease. Without any adjustment you will be able to work woods with different thicknesses as indicated in the drawing. The bearing allows you to reach a 9,5mm cutting depth. For further cutting depths you need to use a fence.




T <sub>1</sub> mm	D mm	H mm	L mm		ORDER NO. S=Ø12mm	ORDER NO. S=Ø12,7mm	Spare parts							
12 - 40	47,6	9,5	97	10	<b>900.616.11</b>						924.130.00	791.027.00	822.340.11	990.020.00
12 - 40	47,6	9,5	97	10		<b>800.616.11</b>	924.130.00	791.027.00	822.340.11	990.020.00				

**Spare parts**  
 541.515.00 0,1mm spacer  
 541.519.00 5,8mm spacer  
 990.403.00 1,6mm washer  
 990.459.00 Kit with spacers

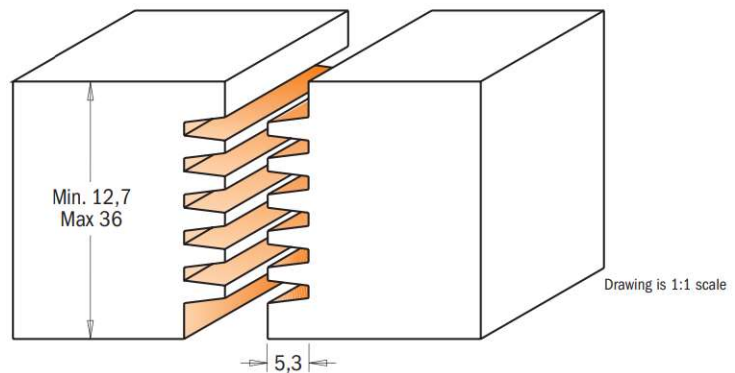
**Optional**  
 791.020.00 Ø38,1mm bearing (for depth 4,75mm)  
 791.029.00 Ø34,9mm bearing (for depth 6,35mm)  
 791.015.00 Ø31,7mm bearing (for depth 8mm)  
 791.011.00 Ø19mm bearing (for depth 14,3mm)

## Professional Finger Joint Bit

### 8/900.606




This versatile finger joint bit is the perfect tool for making incredibly strong side-to-side or end-to-end joints in wood and wood composites. The tightness and accuracy of the cut joint coupled with the maximum glue surface create a joint that is actually stronger than an unworked piece of wood. CMT's professional finger joint bit features two-flute design, carbide teeth and six removable cutters. This means you can make joints in a wide range of stock thicknesses - from 12.7mm to 36mm. Ideal for moulding manufacturers and furniture makers.



T <sub>1</sub> mm	D mm	H mm	L mm		ORDER NO. S=Ø12mm	ORDER NO. S=Ø12,7mm	Spare parts								
12,7 - 36	47,6	5,3	97	10	<b>900.606.11</b>						924.129.00	791.028.00	822.005.11	822.006.11	990.022.00
12,7 - 36	47,6	5,3	97	10		<b>800.606.11</b>	924.129.00	791.028.00	822.005.11	822.006.11	990.022.00				

**Spare parts**  
 541.511.00 3mm spacer  
 541.512.00 2mm spacer  
 541.526.00 0,1mm spacer  
 990.458.00 Kit with spacer

# V-Tongue & Groove Set

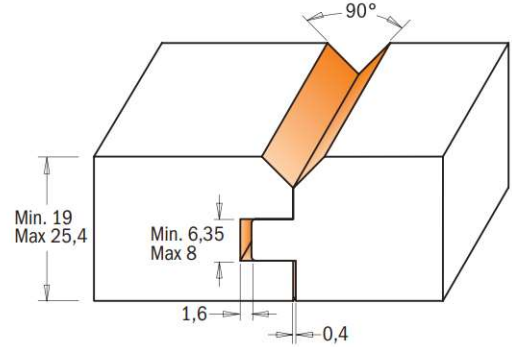


8/955.506



If the standard selection of moulding and mill work you find in today's lumber shops isn't satisfactory to your woodworking tastes, then consider CMT's moulding system instead. With these bits, you can make dozens of elaborate profiles by combining two or more passes. Avoid the average and create your own mouldings. Some initial suggestions are illustrated below.

**SAFETY TIPS:** use these bits with a fence. The profiles shown below are milled from heavy stock then refined to the desired shape.

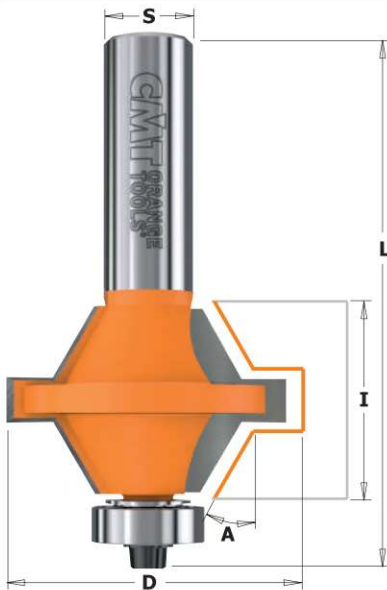


Drawing is 1:1 scale

D mm	T <sub>1</sub> mm	Box	ORDER NO. S=Ø12mm	ORDER NO. S=Ø12,7mm	Spare parts
44,4	19±25,4	10	955.506.11	855.506.11	822.013.11 (8mm), 822.014.11 (4mm), 791.011.00 (19mm), 791.005.00 (22mm), 990.020.00 (nut)

Spare parts: 541.515.00 0,1mm spacer; 541.516.00 0,3mm spacer; 541.517.00 0,5mm spacer; 990.407.00 Shield

# Edge Banding Bits Set

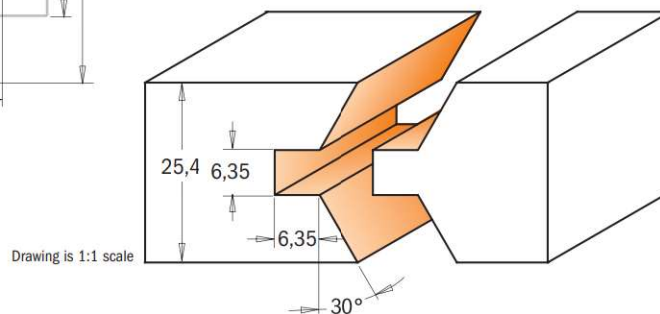
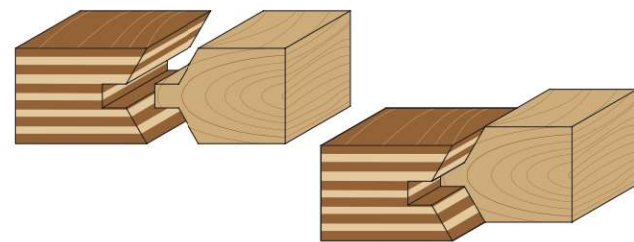


8/955.510



This is a great set to create cost-effective, yet attractive durable edges to your cabinet doors. For use with 1/2" or 1" thick panels in plywood or MDF or create your own edge banding with your wood of preference.

Easy to use: center each cutter on the stock and make the cut; glue the two pieces together; flush trim after assembly, if necessary. The set features a 60° angle tongue & groove with an ample surface area for glue application.



Drawing is 1:1 scale




D mm	I mm	A	L mm	Box	ORDER NO. S=Ø12mm	ORDER NO. S=Ø12,7mm	Spare parts
40	25,4	30°	74,5	5	955.510.11	855.510.11	990.423.00 (washer), 791.018.00 (washer), 990.058.00 (screw), 991.057.00 (hex key)



# Dovetail Bits



Darbagaldi & Instrumenti



7/818B



7/8/918

The beautifully crafted dovetail joint is a classic that appeals to both professionals and novices alike. Admired for its attractiveness in box and exposed joint projects, the dovetail is remarkably strong and functional.

CMT dovetail bits are available in 25 different sizes so you can stretch your creativity to the limit.

See the illustrations on the next page for dovetail joinery possibilities.

CMT dovetail bits are designed to fit all popular jigs including Leigh®, Keller®, JointECH® and Omnijig® systems. You are sure to find the bit you are looking for in our vast selection of cutting sizes and angles.

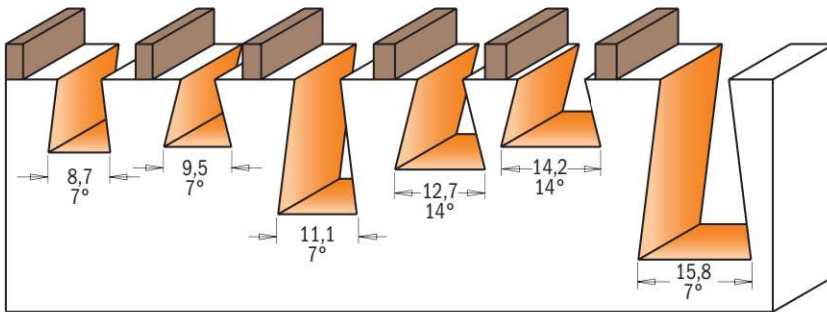
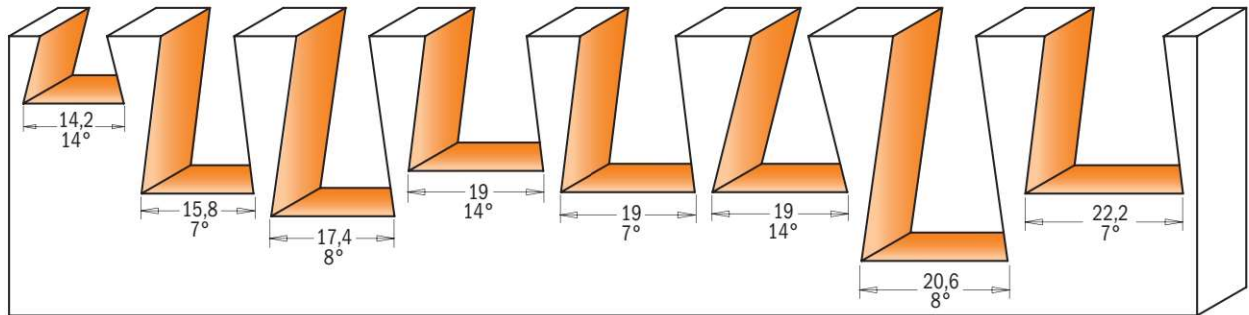
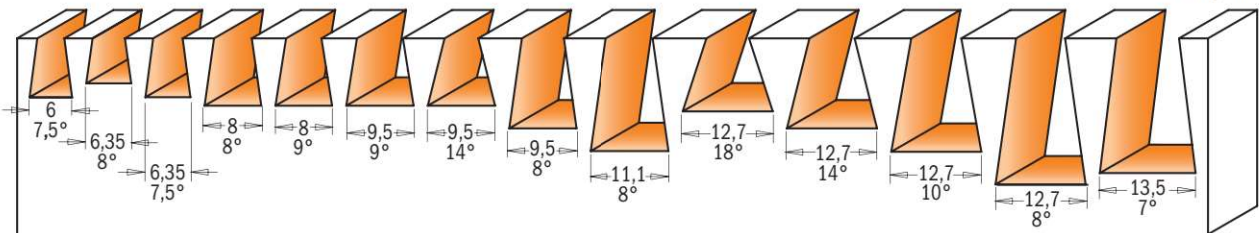
Check the overall length of the bit before placing an order to be sure you get the size you need - CMT makes bits specifically to fit on jigs and routers that require a longer shank length.

**SHOP TIPS:** two passes are recommended when routing dovetails with a template. Check that the dovetails have been cut through completely and smoothly before removing the workpiece.

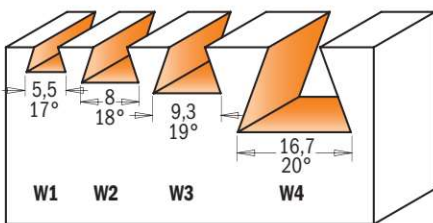
For even easier routing and less stress on your dovetail bit, run the first pass with a straight bit. Use a dovetail on your router table equipped with a fence to achieve difficult chamfer angles.

**SAFETY TIPS:** if a dovetail bit jams while working, adjust the position of the bit in the collet and make sure the cutting depth is correct. Do not lift the router out of the template.

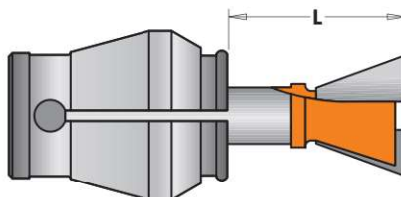
Drawings are 1:1 scale



Fit Manufacturer Model	ORDER NO.	
CMT-Enlock10	718.098.11B	818.098.11B
CMT-Enlock15	718.127.11B	818.128.11B
CMT300	718.127.11	818.128.11
	918.127.11	818.628.11



FIT HOFFMANN KEYS

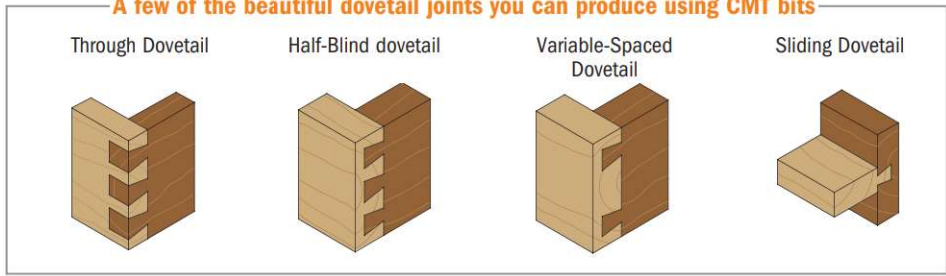


Manufacturer/Model	ORDER NO.	
<b>FIT HOFFMANN KEYS</b>		
W1 L=16mm	718.053.11	818.053.11
W2 L=17,5mm	718.079.11	818.079.11
W3 L=19mm	718.093.11	818.093.11
W4 L=25mm	918.167.11	


7/8/918 - 7/818B



A few of the beautiful dovetail joints you can produce using CMT bits



Joints are ready in no time at all!



D mm	I mm	L mm	A		ORDER NO. S=Ø6mm	ORDER NO. S=Ø6,35mm	ORDER NO. S=Ø8mm	ORDER NO. S=Ø12mm	ORDER NO. S=Ø12,7mm
• 6	8,3	60	7,5°	10	<b>718.060.11</b>				
• 6,35	6,35	50,8	8°	10		<b>818.065.11</b>			
• 6,35	8,3	63,5	7,5°	10		<b>818.064.11</b>			<b>818.564.11</b>
• 8	9,5	54	8°	10		<b>818.081.11</b>			
• 8	9,5	52,5	9°	10		<b>818.080.11</b>			
• 8	9,5	63,5	9°	10					<b>818.580.11</b>
	9,5	52,5	9°	10	<b>718.095.11</b>	<b>818.096.11</b>	<b>918.095.11</b>		
	9,5	63,5	9°	10					<b>818.596.11</b>
• 9,5	9,5	60,3	14°	10		<b>818.098.11</b>			
• 9,5	12,7	60,3	8°	10		<b>818.097.11</b>			
11,1	15,9	60,3	8°	10		<b>818.111.11</b>			
12,7	10,3	60,3	18°	10		<b>818.132.11</b>			
12,7	12,7	52,4	14°	10	<b>718.127.11</b>	<b>818.128.11</b>	<b>918.127.11</b>		
12,7	12,7	63,5	14°	10					<b>818.628.11</b>
12,7	12,7	62	14°	10		<b>818.130.11</b>			
12,7	16	60,3	10°	10		<b>818.133.11</b>			
12,7	20,6	69,8	8°	10		<b>818.129.11</b>	<b>918.129.11</b>		
13,5	19,05	61,5	7°	10					<b>818.635.11</b>
14,2	9,5	50,8	14°	10		<b>818.142.11</b>			
15,8	22	60,3	7°	10	<b>718.158.11</b>	<b>818.158.11</b>	<b>918.158.11</b>		
15,8	22	66,7	7°	10				<b>918.658.11</b>	<b>818.658.11</b>
17,4	25,4	77,6	8°	10					<b>818.674.11</b>
19	19	77,6	14°	10					<b>818.691.11</b>
19	22	60,3	7°	10	<b>718.190.11</b>	<b>818.190.11</b>	<b>918.190.11</b>		
19	22	66,7	7°	10				<b>918.690.11</b>	<b>818.690.11</b>
19	22	60,3	14°	10		<b>818.191.11</b>			
20,6	31,7	84,1	8°	10					<b>818.706.11</b>
22,2	22,2	69,8	7°	10					<b>818.722.11</b>
<b>With Top Bearing</b>									
8,73	10,3	58	7°	10		<b>818.087.11B</b>			
• 9,5	9,5	60,3	14°	10	<b>718.098.11B</b>	<b>818.098.11B</b>			
11,1	19	66,7	7°	10		<b>818.113.11B</b>			
12,7	12,7	52,4	14°	10	<b>718.127.11B</b>	<b>818.128.11B</b>			
14,2	9,5	50,8	14°	10		<b>818.142.11B</b>			
<b>With Top Bearing (shank Ø9,5mm)</b>									
15,8	25,4	68,3	7°	10			<b>818.159.11B</b>		
<b>Fit Hoffmann Keys</b>									
• 5,5	4	43	17°	10	<b>718.053.11</b>	<b>818.053.11</b>			
• 8	6	43	18°	10	<b>718.079.11</b>	<b>818.079.11</b>			
• 9,3	7,3	43	19°	10	<b>718.093.11</b>	<b>818.093.11</b>			
16,7	12,5	49	20°	10			<b>918.167.11</b>		

7/8/918



Spare parts

791.009.00	541.001.00
791.010.00	541.001.00
791.009.00	541.001.00
791.010.00	541.001.00
791.010.00	541.001.00
791.021.00	541.006.00

Spare parts 990.005.00 M3x3mm TSEI screw  
991.056.00 1,5mm hex key

• HWM



# 9° Dovetail Cutters

**TBOX**

**CMT ORANGE TOOLS®**

Darbagaldi & Instrumenti


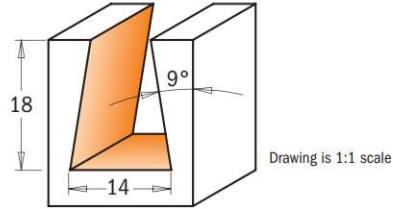


**522**

D mm	I mm	L mm	A	S mm		ORDER NO.
14	18	60	9°	12	10	522.140.11

**TECHNICAL DETAILS:**

- Super strength steel
- 1 HW precision ground cutting edge [Z1]

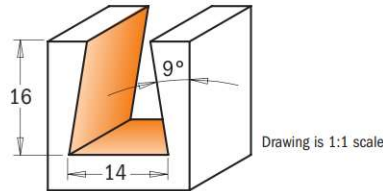


**523**

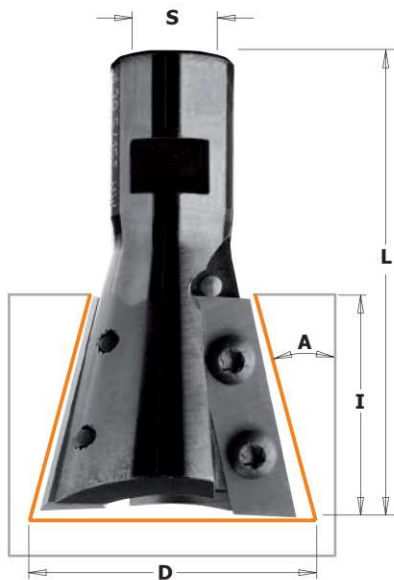
D mm	I mm	L mm	A	S mm		ORDER NO.
14	16	60	9°	10	10	523.140.11

**TECHNICAL DETAILS:**

- Super strength steel
- 2 HW precision ground cutting edges [Z2]



# 15° Dovetail Cutter with Insert Knives for Roof-Frames



**664**

D mm	I mm	L mm	A	S mm		ORDER NO.
39,5	31,5	65,5	15°	M12x1	1	664.395.11



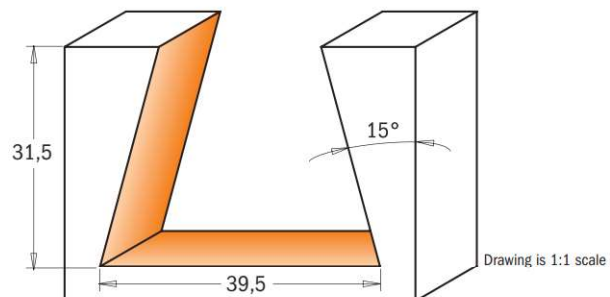
**TECHNICAL DETAILS:**

- Super strength steel
- 2 HWM precision insert knives [Z2]

**APPLICATION:**

This cutter allows you to assemble roof-frames by dovetailing.

Spare parts		
790.315.00	990.078.00	991.061.00



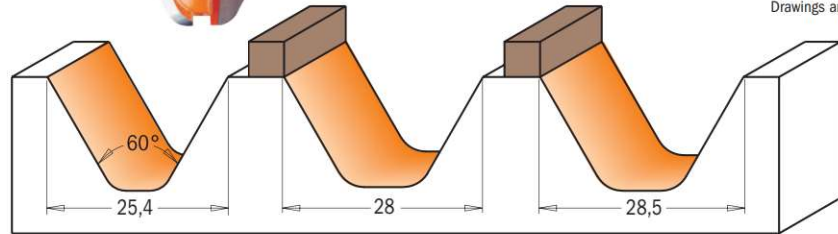


# 60° Lettering Bit



8/949B

7/8/949



Drawings are 1:1 scale



The ideal bit for routing signs. CMT designed this bit with a 60° angle curved profile, a 3,2mm (1/8") radius and a flattened bottom to make relief letter-making easy and accurate.

This exclusive design allows you to efficiently level off the area around the base of the letter and bevel the edges to eliminate splintering.

Try our 60° angle lettering bit equipped with a top bearing guide to produce even more attractive decorative effects.

D mm	I mm	A	L mm		ORDER NO. S=Ø6mm	ORDER NO. S=Ø6,35mm	ORDER NO. S=Ø12mm	ORDER NO. S=Ø12,7mm	Spare parts		
25,4	19	60°	50,8	10	<b>749.001.11</b>	<b>849.001.11</b>					
28	19	60°	63,5	10			<b>949.502.11</b>				
28,5	19	60°	63,5	10				<b>849.501.11</b>			
<b>With Top Bearing</b>											
28	19	60°	63,5	10			<b>949.502.11B</b>		791.026.00	541.005.00	991.056.00
28,5	19	60°	63,5	10				<b>849.501.11B</b>	791.027.00	541.002.00	991.056.00

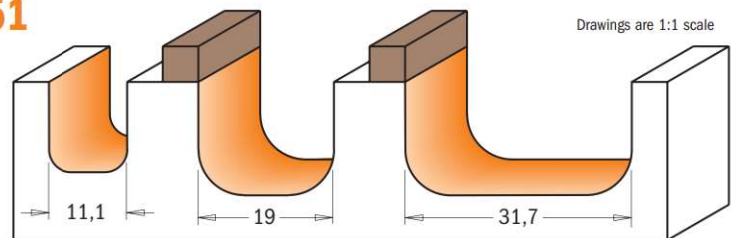
Spare parts 990.005.00 M3x3mm STEI screw

# Bowl & Tray Bits



7/851B

7/8/951



Drawings are 1:1 scale



This CMT bit is ideal for making bowls, trays, boxes, cutting boards or any other specialty or craft item. The round corner of the bit shapes the inner radius while the sides and bottom create the smooth flat surfaces. Makes pattern work quick and easy. For best results on jobs where accuracy is a priority, we recommend using our top bearing bowl and tray bits shown at the bottom of this page. Bowl and Tray bits with top bearings are great for pattern work.

Use them to create raised sign lettering, trays and a variety of other items.

D mm	I mm	R mm	L mm		ORDER NO. S=Ø6mm	ORDER NO. S=Ø6,35mm	ORDER NO. S=Ø8mm	ORDER NO. S=Ø12mm	ORDER NO. S=Ø12,7mm	Spare parts		
11,1	12,7	3,2	45,5	10		<b>851.001.11</b>						
19	16	6,4	54	10	<b>751.002.11</b>	<b>851.002.11</b>	<b>951.002.11</b>					
19	16	6,4	60,4	10				<b>951.501.11</b>	<b>851.501.11</b>			
31,7	16	6,4	60,4	10				<b>951.502.11</b>	<b>851.502.11</b>			
<b>With Top Bearing</b>												
19	16	6,4	54	10	<b>751.002.11B</b>					791.007.00	541.003.00	991.056.00
19	16	6,4	54	10		<b>851.002.11B</b>				791.004.00	541.001.00	991.056.00
19	16	6,4	60,4	10					<b>851.501.11B</b>	791.011.00	541.002.00	991.056.00
31,7	16	6,4	60,4	10				<b>951.502.11B</b>	<b>851.502.11B</b>	791.015.00	541.002.00	991.056.00

Spare parts 990.005.00 M3x3mm STEI screw

# V-Grooving Bits (90°)

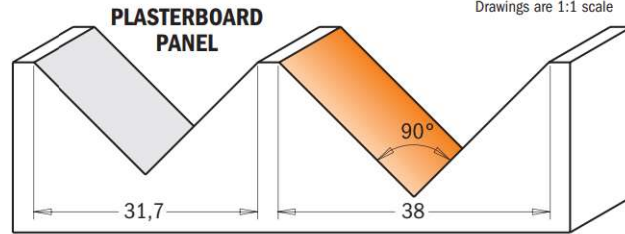
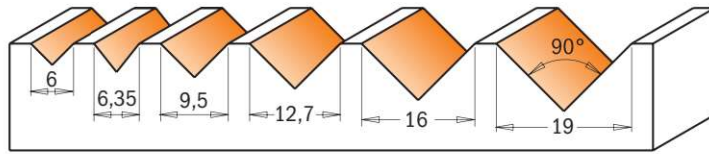


Darbagnaldi & Instrumenti

## 7/8/915

These double cutting edge CMT bits offer an almost endless range of woodworking possibilities. Make clean, perfect cuts in panels, drawer fronts or even plasterboard panels; chamfer edges or engrave beautiful lettering.

**Tips:** these bits perfectly chamfer at 45° angles (Two tools in one).



Drawings are 1:1 scale

• HWM

D mm	I mm	I <sub>1</sub> mm	A	L mm		ORDER NO. S=Ø6mm	ORDER NO. S=Ø6,35mm	ORDER NO. S=Ø8mm	ORDER NO. S=Ø12mm	ORDER NO. S=Ø12,7mm
• 6	8	3	90°	46	10	<b>715.060.11</b>		<b>915.060.11</b>		
• 6,35	8	3,18	90°	46	10		<b>815.064.11</b>			
9,5	12,7	4,75	90°	44,5	10	<b>715.095.11</b>	<b>815.095.11</b>	<b>915.095.11</b>		
12,7	12,7	6,35	90°	44,5	10	<b>715.127.11</b>	<b>815.127.11</b>	<b>915.127.11</b>		
16	12,7	8	90°	52,8	10			<b>915.160.11</b>		
16	12,7	8	90°	63,5	10				<b>915.660.11</b>	<b>815.660.11</b>
19	16	9,5	90°	55,5	10	<b>715.190.11</b>				
19	16	9,5	90°	63,5	10				<b>915.690.11</b>	<b>815.690.11</b>
31,7	19	15,88	90°	63,5	10			<b>915.317.11</b>	<b>915.817.11</b>	<b>815.817.11</b>
38	28,5	19	90°	63,5	10			<b>915.380.11</b>		
38	28,5	19	90°	70	10					<b>815.880.11</b>

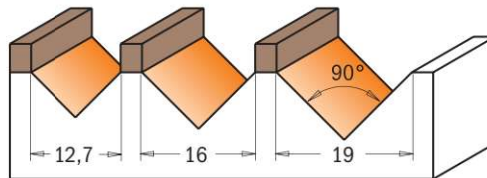


## 7/8/915B



In addition, CMT has versatile top bearing bits that allow for several template options of your choice (see series 715B-815B-915B). Like all CMT bits, they are made of super strength Fatigue Proof® steel with carbide-tipped cutting edges and are coated with our trademark orange PTFE non-stick coating. These bits are ideal for routing signs, or almost any project that is suitable for accurate template routing.

**Tips:** these bits perfectly chamfer at 45° angles (Two tools in one)



Drawings are 1:1 scale

D mm	I mm	I <sub>1</sub> mm	A	L mm		ORDER NO. S=Ø6mm	ORDER NO. S=Ø6,35mm	ORDER NO. S=Ø8mm	ORDER NO. S=Ø12,7mm	Spare parts		
12,7	12,7	6,35	90°	44,5	10		<b>815.127.11B</b>					
16	12,7	8	90°	52,8	10			<b>915.160.11B</b>		791.010.00	541.001.00	991.056.00
19	16	9,5	90°	55,5	10	<b>715.190.11B</b>				791.025.00	541.004.00	991.056.00
19	16	9,5	90°	63,5	10				<b>815.690.11B</b>	791.007.00	541.003.00	991.056.00
										791.011.00	541.002.00	991.056.00

Spare parts 990.005.00 M3x3mm STEI screw

# V-Grooving Bits



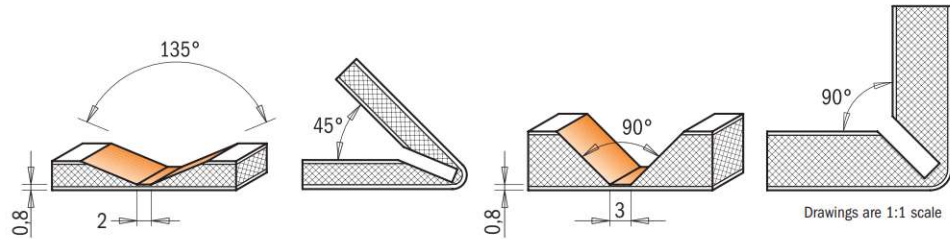
## 915

Aluminium Composite Material (ACM) panels can be shaped using a very simple processing method. This technique referred to as the 'routing and folding' method, means ACM paneling can be manipulated in a variety of shapes and sizes.

- a V-shaped groove is routed on the reverse side of the panel using a V-groove router bit thus leaving a thin layer of the core material at the base of the groove - i.e. on the inside of the outer cover sheet;
- the untouched outer cover sheet can now be bent manually, giving an exact, clean folding line along the routed groove. The shape and depth of the groove will determine the outer radius of the folded edge.

We recommend all routing to be done on either a CNC machine, a portable sheet milling machine or a hand router. The 'routing and folding' method can be used on any ACM product such as Alucobond®, Dibond® or any other product alike. The advantages of this unique technique are:

- Low investment cost
- Simple fabrication technique
- Folding can be done on site, saving transportation costs
- Low-cost fabrication of shaped components, wall cladding, roof edgings, column cladding, flashings, etc.
- Flexibility in creating shapes
- Very cost effective
- Shapes are not limited by machine capacity.



D mm	I mm	A	L mm		ORDER NO. S=Ø6mm	ORDER NO. S=Ø6,35mm	ORDER NO. S=Ø8mm
18	7,4	90°	60	10	<b>715.001.11</b>	<b>815.001.11</b>	<b>915.001.11</b>
18	3,3	135°	60	10	<b>715.002.11</b>	<b>815.002.11</b>	<b>915.002.11</b>

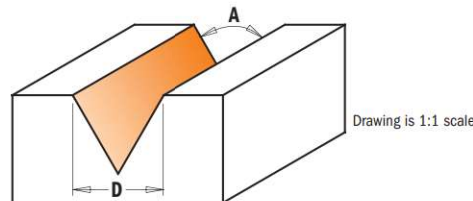

# Laser Point Bit



## 7/8/958



This bit crafts delicate grooves and incisions with laser precision. Make one-of-a-kind effects with 30° bevel edges in one single run. Equipped with three super sharp cutting edges, this perfectly balanced bit allows you to work with incredible accuracy with no risk of burning. Raise the bit and produce a delicate fine point incision, or work the whole 12,7mm diameter to render bold highlighted lettering. Super strong steel shank and micrograin carbide cutting edges guarantee long lasting performance.



• HWM									
D mm	I mm	A	Z	L mm		ORDER NO. S=Ø6mm	ORDER NO. S=Ø6,35mm	ORDER NO. S=Ø8mm	ORDER NO. S=Ø12,7mm
•6	9	35°	1	50	10	<b>758.002.11</b>			
•6,35	9,5	35°	1	50,8	10		<b>858.002.11</b>		
12,7	11	60°	3	57,2	10	<b>758.001.11</b>	<b>858.001.11</b>	<b>958.001.11</b>	
12,7	11	60°	3	60,3	10				<b>858.501.11</b>
12,7	10	60°	2	50,8	10		<b>858.003.11</b>	<b>958.003.11</b>	

# V-Grooving & Signmaking Router Bits with indexable knives (90°)

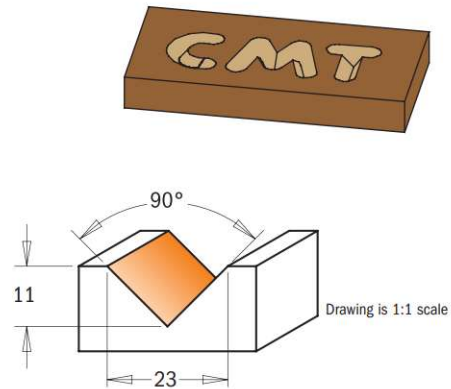
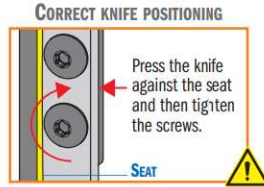


## 665

These bits have been designed for signmaking and lettering. When the insert shows signs of wear, you can simply rotate it to exploit the other cutting edges. A locking screw secures the insert tightly for added safety and extreme cutting accuracy.

### TECHNICAL DETAILS:

- Super strength steel.
- 1 HW precision insert knife [Z1].

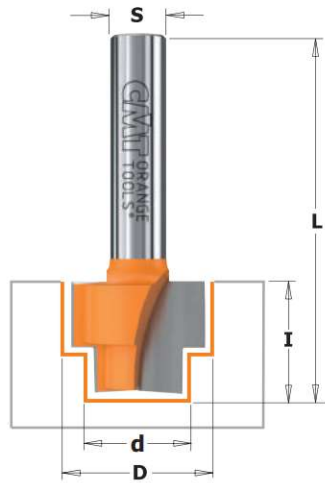


A	D mm	I mm	L mm		ORDER NO. S=Ø6,35mm	ORDER NO. S=Ø8mm	Spare parts		
90°	23	11	60	10	665.201.11	665.200.11			
							790.280.00	990.093.00	991.073.00

# Stepped Rebate Router Bit

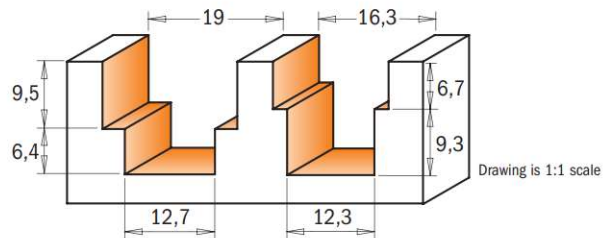


Darbagaldi & Instrumenti



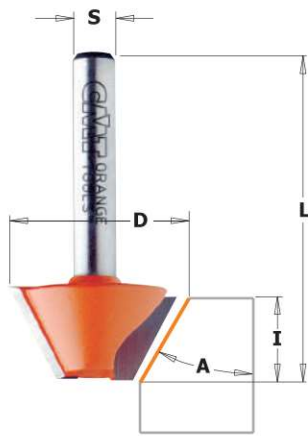
## 965

Router bit featuring 2 carbide-tipped cutting edges for producing double rebates on wood and wood composites. Designed for accepting library/bookcase shelving strips or for accommodating hardware into your window slots.



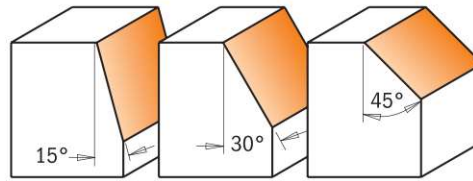
d mm	D mm	I mm	L mm		ORDER NO. S=Ø8mm	
12,3	16,3	16	80	10	965.122.11	
12,7	19	15,9	50,8	10	965.121.11	

# Chamfer Bits



## 703/4/5 - 903/4/5

From a gently beveled edge to decorative chamfers in a variety of materials, CMT offers smooth results.



Drawings are 1:1 scale

A	D mm	I mm	L mm		ORDER NO. S=Ø6mm	ORDER NO. S=Ø8mm
15°	24	14	46	10	<b>703.240.11</b>	<b>903.240.11</b>
30°	26	12,7	44,5	10	<b>704.240.11</b>	<b>904.240.11</b>
45°	25	8	41	10	<b>705.240.11</b>	<b>905.240.11</b>

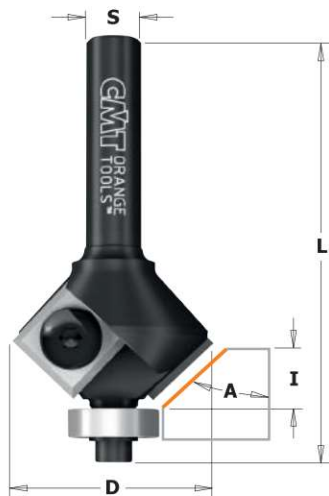
# Chamfer Bits with Insert Knives



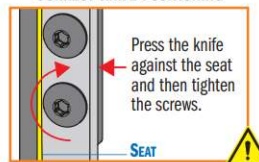
## 659



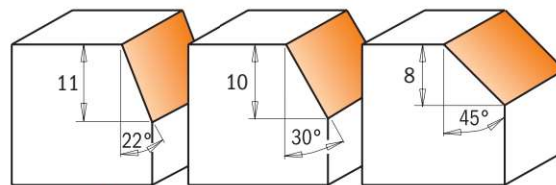
Bevel and Chamfer trim bits with two replaceable knives fixed by special Torx screws. The knives are sharpened on all 4 sides and provide three extra new edges. Guided bevel and chamfer trim bits type 659 are equipped with the ball bearing guides. Type 658 is unguided. For specialist applications requiring economy of replaceable tips. For precision work on laminates, MDF or for quick rounded edges in hard wood. For use on portable Routers or CNC machining centers.



### CORRECT KNIFE POSITIONING



## 658



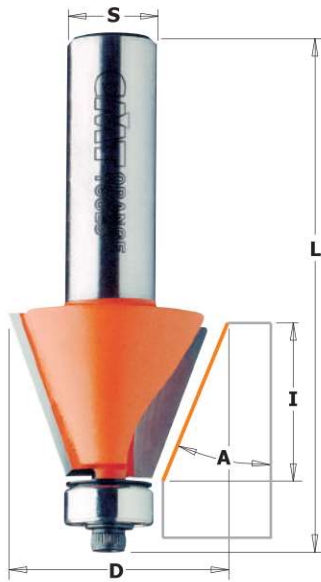
Drawings are 1:1 scale

A	D mm	I mm	L mm		ORDER NO. S=Ø6mm	ORDER NO. S=Ø6,35mm	ORDER NO. S=Ø8mm	ORDER NO. S=Ø12,7mm	Spare parts		
45°	29	8	52	10	<b>658.047.11</b>		<b>658.045.11</b>				
22°	25	11	65	10	<b>659.024.11</b>	<b>659.023.11</b>	<b>659.022.11</b>		790.120.00	990.075.00	791.006.00
30°	28	10	66	10	<b>659.032.11</b>	<b>659.031.11</b>	<b>659.030.11</b>		790.120.00	990.075.00	791.006.00
45°	29	8	60	10	<b>659.047.11</b>	<b>659.046.11</b>	<b>659.045.11</b>		790.120.00	990.075.00	791.022.00
45°	29	8	68	10				<b>659.646.11</b>	790.120.00	990.075.00	791.022.00

Spare parts

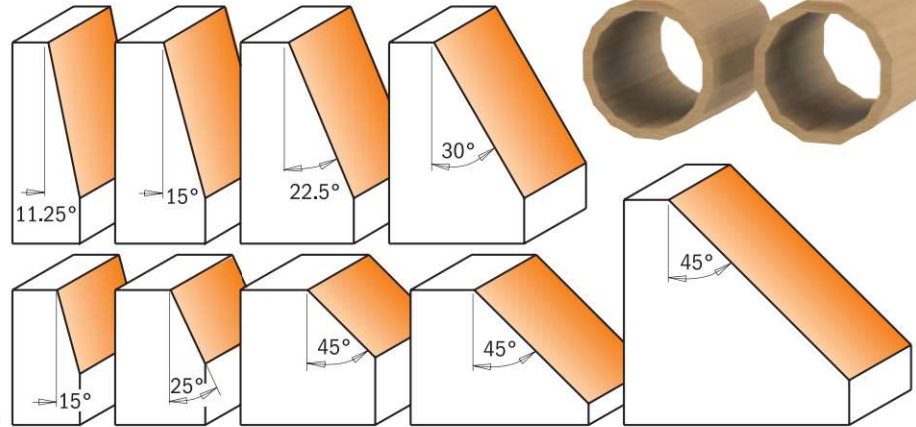
990.400.00	Ø3.2/Ø7mm shield for M3 screw
990.051.00	M3x6mm TCEI screw
991.062.00	2,5mm hex key
991.061.00	T15 Torx key

# Chamfer Bits



## 7/8/936 - 8/957

CMT chamfer bits can cut clean, accurate bevels and chamfers and are great for edge work or for making perfectly aligned multi-sided containers, boxes and other decorative projects. See illustration below for examples. Can be used for working larger scale projects such as beams and columns with excellent results.



Drawings are 1:1 scale

A	D mm	I mm	L mm		ORDER NO. S=Ø6mm	ORDER NO. S=Ø6,35mm	ORDER NO. S=Ø8mm	ORDER NO. S=Ø12mm	ORDER NO. S=Ø12,7mm	Spare parts			
15°	19	11,5	54,9	10	<b>736.130.11</b>	<b>836.130.11</b>	<b>936.130.11</b>						
25°	22,2	10	54,9	10	<b>736.190.11</b>	<b>836.190.11</b>	<b>936.190.11</b>			990.423.00	791.003.00	990.058.00	991.057.00
45°	31,7	9,5	53	10	<b>736.280.11</b>	<b>836.280.11</b>	<b>936.280.11</b>			990.423.00	791.003.00	990.058.00	991.057.00
45°	45	18	60,2	10	<b>736.420.11</b>	<b>836.420.11</b>	<b>936.420.11</b>			990.423.00	791.003.00	990.058.00	991.057.00
45°	45	18	66,5	10				<b>936.920.11</b>	<b>836.920.11</b>	990.423.00	791.003.00	990.058.00	991.057.00
45°	65	26	76,7	5				<b>936.950.11</b>	<b>836.950.11</b>	990.423.00	791.003.00	990.058.00	991.057.00
11,25°	21,5	22	71,1	10				<b>957.504.11</b>	<b>857.504.11</b>	990.423.00	791.003.00	990.058.00	991.057.00
15°	24,5	22	71,1	10				<b>957.503.11</b>	<b>857.503.11</b>	990.423.00	791.003.00	990.058.00	991.057.00
22,5°	31	22	71,1	10				<b>957.502.11</b>	<b>857.502.11</b>	990.423.00	791.003.00	990.058.00	991.057.00
30°	38,5	22	71,1	10				<b>957.501.11</b>	<b>857.501.11</b>	990.423.00	791.003.00	990.058.00	991.057.00

**SHOP TIPS:** oversized bearing to use after resharpening.  
**791.063.00** Ø12,5 replace bearing 791.003.00 (Ø12,7) after resharpening

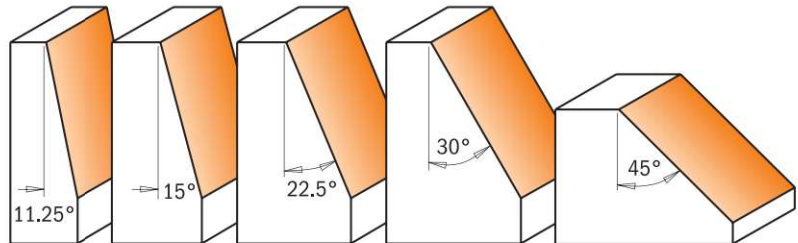


## Chamfer Set

### 836



Build beautiful planters, boxes and other multi-sided pieces with this handy set. Why cut imperfect angles on your table saw when it's so much easier and accurate to use the CMT Chamfer set? Our solution to accurate polygon construction includes 5 anti-kickback, carbide tipped bits in the most popular angles - 11-1/4°, 15°, 22-1/2°, 30° and 45°. No polygon project is too difficult. Available with 12,7mm shank.




Drawings are 1:1 scale

DESCRIPTION		ORDER NO. S=Ø12,7mm
Chamfer Set	5	<b>836.501.11</b>

# Round Nose Bits




Darbagaldi & Instrumenti



7/8/914B

7/8/914

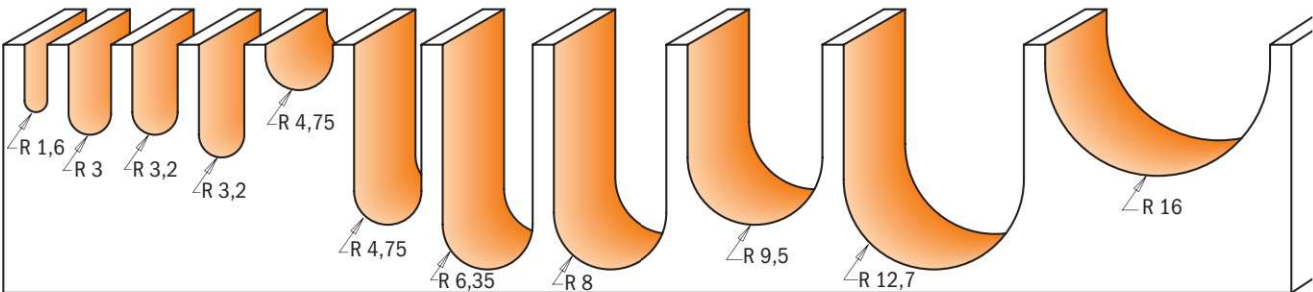


Personalize your doors, drawer fronts, panels or any surface you choose with your own signature motif. CMT round nose bits in solid carbide or with carbide tipped flutes let you create engraving in any wood or wood product. We offer a complete selection of diameters and cutting depths so you can achieve the effects you want. Mounted on your router table, you can work materials up to 31,7mm in depth.

For even more elaborate decorations, we also offer top bearing bits - use your own template with one of these bits to produce truly unique doors and drawer fronts. A favourite item for professional sign makers, craft makers and hobbyists.

**SHOP TIPS:** more than one pass is recommended when making cove edges. To prevent splintering, begin with a shallow initial pass and deepen gradually.

Drawings are 1:1 scale



R	D	I	L	Box	ORDER NO. S=Ø6mm	ORDER NO. S=Ø6,35mm	ORDER NO. S=Ø8mm	ORDER NO. S=Ø12mm	ORDER NO. S=Ø12,7mm
• 1,6	3,2	9,5	50,8	10	714.032.11	814.032.11	914.032.11		
• 1,6	3,2	12,7	50,8	10		199.001.11			
• 3	6	12,7	50,8	10	714.060.11		914.060.11		
• 3	6	27	70	10	199.060.11				
• 3,2	6,4	12,7	50,8	10		814.064.11			
• 3,2	6,4	25,4	63,5	10		199.008.11			
• 3,2	6,4	15,9	63,5	10					814.564.11
• 4	8	32	80	10			199.081.11		
4,75	9,5	6,4	50,8	10	714.095.11	814.095.11	914.095.11		
4,75	9,5	25,4	66,7	10					814.595.11
• 6	12	35	80	10				199.120.11	
6,35	12,7	9,5	50,8	10	714.127.11	814.127.11	914.127.11		
6,35	12,7	31,7	73	10				914.627.11	814.627.11
• 6,35	12,7	31,7	76,2	10					199.505.11
8	15,8	9,5	50,8	10	714.160.11	814.160.11	914.160.11		
8	15,8	31,7	73	10					814.660.11
9,5	19	11,3	50,8	10	714.190.11	814.190.11	914.190.11		
9,5	19	25	63,5	10				914.191.11	
9,5	19	31,7	73	10				914.690.11	814.690.11
11	22	25,4	63,5	10				914.221.11	
12,7	25,4	16	58,8	10				914.254.11	
12,7	25,4	31,7	73	10				914.754.11	814.754.11
16	31,7	18,5	58,8	10				914.817.11	814.817.11
19,05	38,1	31,7	69,8	10				914.880.11	814.880.11
25,4	50,8	31,7	69,8	10				914.990.11	814.990.11

**With Top Bearing**

6,35	12,7	9,5	50,8	10		814.127.11B			
8	15,8	9,5	50,8	10		814.160.11B			
8	15,8	9,5	50,8	10			914.160.11B		
9,5	19	11,3	50,8	10	714.190.11B				
9,5	19	11,3	50,8	10		814.190.11B			
9,5	19	31,7	73	10				814.690.11B	

Spare parts 990.005.00 M3x3mm TSEI screw



**Spare parts**

791.010.00	541.001.00	991.056.00
791.009.00	541.001.00	991.056.00
791.025.00	541.004.00	991.056.00
791.007.00	541.003.00	991.056.00
791.004.00	541.001.00	991.056.00
791.011.00	541.002.00	991.056.00

• HWM



## Ball End Bit



**8/968**

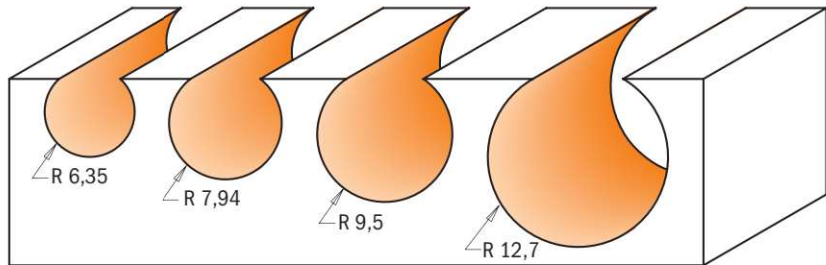
**TBOX**

**CMT ORANGE TOOLS**

Darbagaldi & Instrumenti



Cut channels for pipes or cables in one single pass using CMT's ball end bits. Reduce the stress on the bits by cutting a first groove with a straight bit.



Drawings are 1:1 scale

R mm	D mm	I mm	L mm		ORDER NO. S=Ø8mm	ORDER NO. S=Ø12mm	ORDER NO. S=Ø12,7mm
6,35	12,7	11	57,15	10	<b>968.127.11</b>		<b>868.627.11</b>
7,94	15,88	14,2	60,3	10	<b>968.158.11</b>		<b>868.658.11</b>
9,52	19,05	17,4	63,5	10	<b>968.190.11</b>		<b>868.690.11</b>
12,7	25,4	23,5	70	10		<b>968.754.11</b>	<b>868.754.11</b>

## Round Nose Set



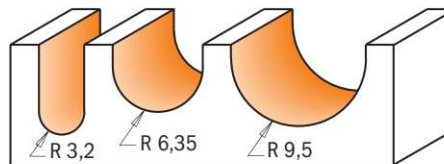
**TBOX**

Darbagaldi & Instrumenti



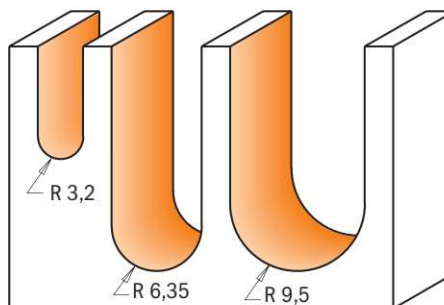
**814**

Each of these sets include 3 of the most widely used CMT Round Nose bits. These solid carbide or carbide tipped bits are perfect for sign making, engraving, or adding flutes and veins to doors or drawer fronts. Available in 6,35mm and 12,7mm shanks.



**814.001.11**

Drawings are 1:1 scale

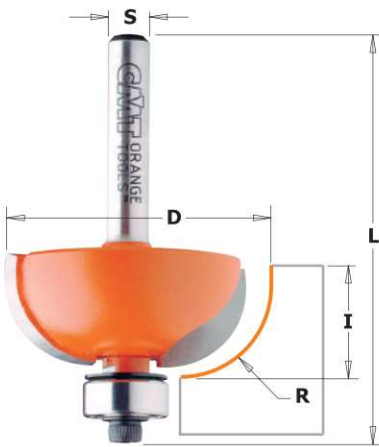


**814.501.11**

DESCRIPTION		ORDER NO. S=Ø6,35mm	ORDER NO. S=Ø12,7mm
Round Nose Set	5	<b>814.001.11</b>	<b>814.501.11</b>

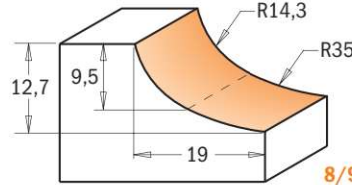


# Cove Bits




## 7/8/937

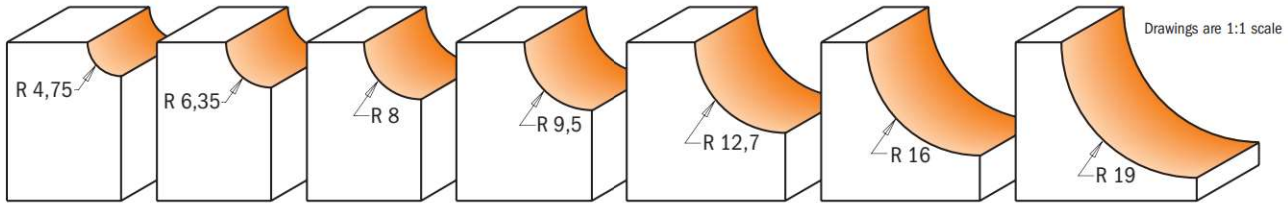
Make simple or elegant furniture, doors and drawer fronts by adding a final touch with CMT cove bits. Join them together with a CMT roundover bit and make perfectly fitting rule joints. Ideal for drop leaf counter and table tops. These bits feature anti-kickback design, carbide-tipped cutting edges, Fatigue Proof® steel body and PTFE non-stick coating.



8/937.955.11



CMT's carbide tipped cove bits are a perfect match for the roundover bits on the next page. That means they're the ideal way to produce rule joints for your drop leaf tables.



R mm	D mm	I mm	L mm	Box	ORDER NO. S=Ø6mm	ORDER NO. S=Ø6,35mm	ORDER NO. S=Ø8mm	ORDER NO. S=Ø12mm	ORDER NO. S=Ø12,7mm	Spare parts			
4,75	22,2	12,7	54,9	10	737.190.11	837.190.11	937.190.11			990.423.00	791.003.00	990.058.00	991.057.00
4,75	22,2	12,7	61,2	10				937.690.11	837.690.11	990.423.00	791.003.00	990.058.00	991.057.00
6,35	25,4	12,7	54,9	10	737.222.11	837.222.11	937.222.11			990.423.00	791.003.00	990.058.00	991.057.00
6,35	25,4	12,7	61,2	10				937.722.11	837.722.11	990.423.00	791.003.00	990.058.00	991.057.00
8	28,7	12,7	54,2	10	737.254.11	837.254.11	937.254.11			990.423.00	791.003.00	990.058.00	991.057.00
8	28,7	12,7	60,5	10				937.754.11	837.754.11	990.423.00	791.003.00	990.058.00	991.057.00
9,5	31,7	12,7	54,2	10	737.286.11	837.286.11	937.286.11			990.423.00	791.003.00	990.058.00	991.057.00
9,5	31,7	12,7	60,5	10				937.786.11	837.786.11	990.423.00	791.003.00	990.058.00	991.057.00
12,7	38,1	15,5	57,7	10	737.350.11	837.350.11	937.350.11			990.423.00	791.003.00	990.058.00	991.057.00
12,7	38,1	15,5	64	10				937.850.11	837.850.11	990.423.00	791.003.00	990.058.00	991.057.00
16	44,5	18,5	67	10				937.950.11	837.950.11	990.423.00	791.003.00	990.058.00	991.057.00
19	50,8	22,2	70,7	10				937.951.11	837.951.11	990.423.00	791.003.00	990.058.00	991.057.00
14,3-35	50,8	12,7	61,2	10				937.955.11	837.955.11	990.423.00	791.003.00	990.058.00	991.057.00

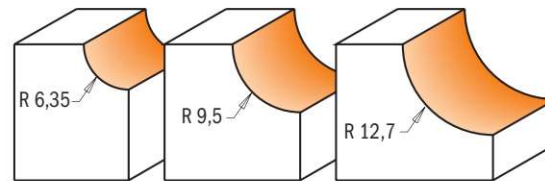
# Cove Bit Set



## 837

See simple furniture, doors and drawer fronts transform into elegant pieces by giving them a final touch with a CMT Cove Bit. Pair them up with CMT Roundover Bits and make beautiful rule joints to create drop leaf counter and table tops.

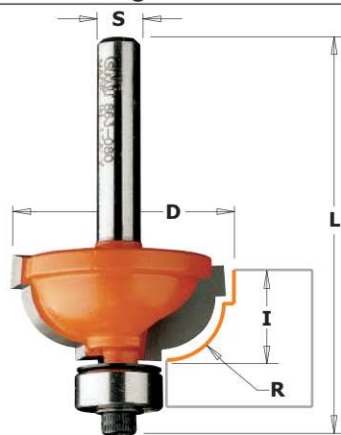
Anti-kickback design and thick carbide tips for long lasting performance. Available with a 12,7mm or 6,35mm shank. Cove radii are 6,35mm, 9,5mm and 12,7mm.



Drawings are 1:1 scale

DESCRIPTION	Box	ORDER NO. S=Ø6,35mm	ORDER NO. S=Ø12,7mm
Cove Bit Set	5	837.001.11	837.501.11

# Cavetto Edge Mould Bits

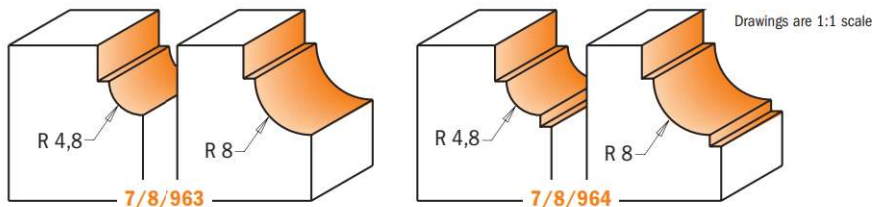


## 7/8/963 - 7/8/964



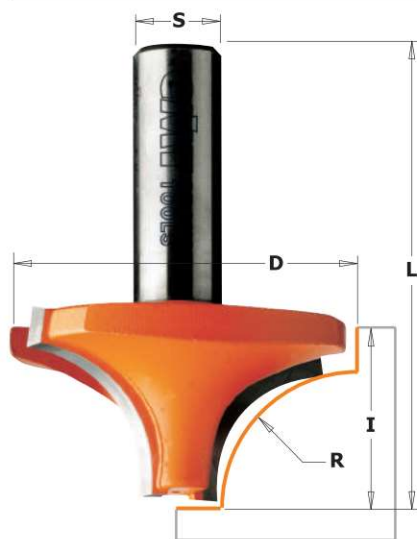
The cavetto bit cuts beautiful, traditional profiles, but you may also use just a portion of the bit to cut a more simple and cleaner cove edge. This bit adds a special touch to furniture pieces by making traditional cove profiles with top and bottom fillet grooves in any kind of wood and wood composites.

**SHOP TIPS:** undersized bearing to use after resharpening.  
**791.062.00** Ø9,3 replace bearing 791.002.00 (Ø9,5) after resharpening  
**791.063.00** Ø12,5 replace bearing 791.003.00 (Ø12,7) after resharpening



R mm	D mm	I mm	L mm		ORDER NO. S=Ø6mm	ORDER NO. S=Ø6,35mm	ORDER NO. S=Ø8mm	ORDER NO. S=Ø12mm	ORDER NO. S=Ø12,7mm	Spare parts			
4,8	25,4	11,5	54,6	10	763.048.11	863.048.11	963.048.11			990.423.00	791.003.00	990.058.00	991.057.00
4,8	25,4	11,5	60,9	10				963.548.11	863.548.11	990.423.00	791.003.00	990.058.00	991.057.00
8	31,7	14,3	56,9	10	763.080.11	863.080.11	963.080.11			990.423.00	791.003.00	990.058.00	991.057.00
8	31,7	14,3	63	10				963.580.11	863.580.11	990.423.00	791.003.00	990.058.00	991.057.00
4,8	25,4	11,5	52,8	10	764.048.11	864.048.11	964.048.11			990.422.00	791.002.00	990.058.00	991.057.00
4,8	25,4	11,5	59,1	10				964.548.11	864.548.11	990.422.00	791.002.00	990.058.00	991.057.00
8	31,7	14,3	55,1	10	764.080.11	864.080.11	964.080.11			990.422.00	791.002.00	990.058.00	991.057.00
8	31,7	14,3	61	10				964.580.11	864.580.11	990.422.00	791.002.00	990.058.00	991.057.00

# Ovolo Bits

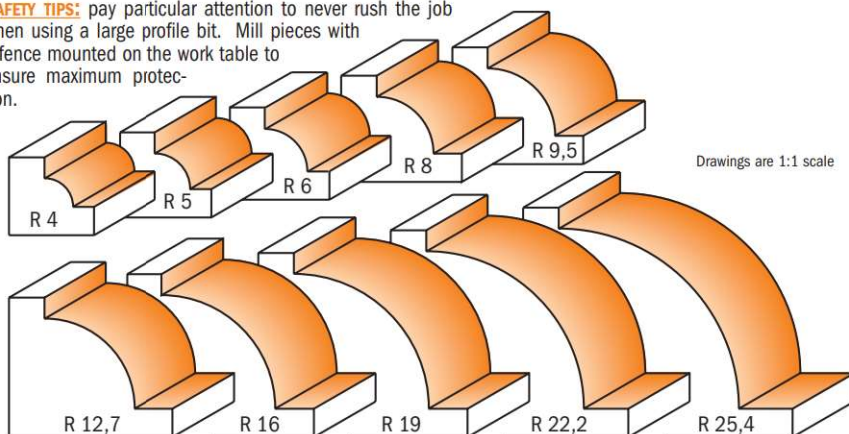


## 7/8/927



CMT put the work capacity of several different bits all into one. The perfect bit for furniture makers, the CMT ovolo allows you to make beautiful beadwork, edgework and veins. Use these bits on automated router systems or with a fence to produce a wide variety of single and double bead profiles and roundovers like those illustrated below by simply adjusting the height or depth of the cut.

**SAFETY TIPS:** pay particular attention to never rush the job when using a large profile bit. Mill pieces with a fence mounted on the work table to ensure maximum protection.



R mm	D mm	I mm	L mm		ORDER NO. S=Ø6mm	ORDER NO. S=Ø6,35mm	ORDER NO. S=Ø8mm	ORDER NO. S=Ø12mm	ORDER NO. S=Ø12,7mm
4	19	12	43,8	10	727.040.11		927.040.11		
5	21	12	43,8	10	727.050.11	827.050.11	927.050.11		
6	23	12	43,8	10	727.060.11	827.060.11	927.060.11		
6	23	12	50,1	10					827.560.11
8	28,6	12,7	44,5	10	727.080.11		927.080.11		
9,5	31,7	15,8	47,6	10	727.095.11	827.095.11	927.095.11		
9,5	31,7	15,8	54	10				927.595.11	827.595.11
12,7	38,1	19	50,8	10		827.127.11			
12,7	38,1	19	57,1	10				927.627.11	827.627.11
16	44,5	22,2	60,3	10				927.660.11	827.660.11
19	50,8	25,4	63,5	10				927.690.11	827.690.11
22,2	57,1	28,5	66,6	5				927.722.11	827.722.11
25,4	63,5	33,3	71,4	5				927.754.11	827.754.11

# Beading Bits

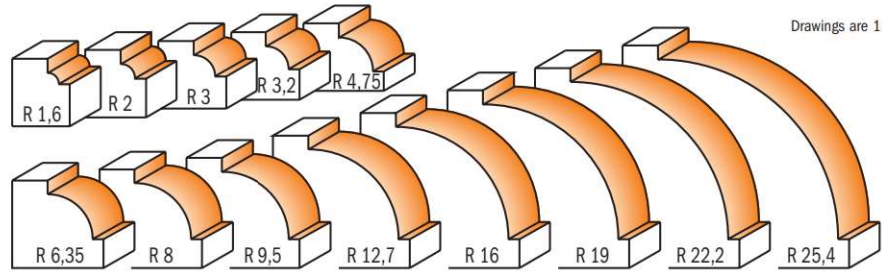
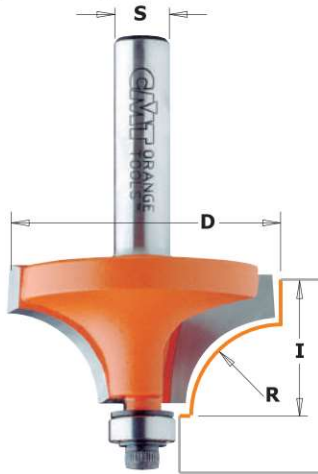


Darbagaldi & Instrumenti



## 7/8/939

Beading bits are similar to the roundover profile, but a smaller bearing produces a delicate inset at the base of the cut, giving you an extra decorative option. For a beading profile (code 7/8/939) simply change the bearing (791.002.00) on your roundover bits (code 7/8/938).



Drawings are 1:1 scale

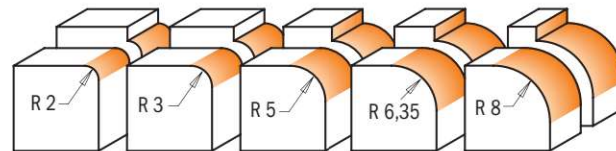
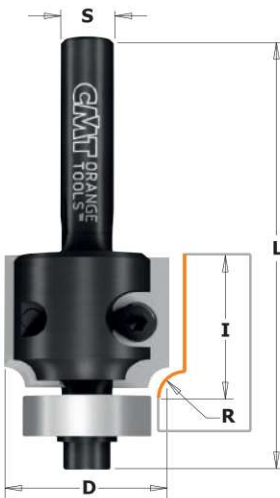
\*Use only on router table

R mm	D mm	I mm		ORDER NO. S=Ø6mm	ORDER NO. S=Ø6,35mm	ORDER NO. S=Ø8mm	ORDER NO. S=Ø12mm	ORDER NO. S=Ø12,7mm	Spare parts							
1,6	15,9	12,7	10	739.160.11	839.160.11	939.160.11							990.422.00	791.002.00	990.058.00	991.057.00
2	16,7	12,7	10			939.167.11							990.422.00	791.002.00	990.058.00	991.057.00
3	18,7	12,7	10			939.187.11							990.422.00	791.002.00	990.058.00	991.057.00
3,2	19,1	12,7	10	739.190.11	839.190.11	939.190.11							990.422.00	791.002.00	990.058.00	991.057.00
4,75	22,2	12,7	10	739.222.11	839.222.11	939.222.11							990.422.00	791.002.00	990.058.00	991.057.00
6,35	25,4	12,7	10	739.254.11	839.254.11	939.254.11	939.754.11	839.754.11					990.422.00	791.002.00	990.058.00	991.057.00
8	28,6	12,7	10	739.285.11	839.285.11	939.285.11							990.422.00	791.002.00	990.058.00	991.057.00
9,5	31,7	16	10	739.317.11	839.317.11	939.317.11	939.817.11	839.817.11					990.422.00	791.002.00	990.058.00	991.057.00
12,7	38,1	19	10	739.380.11	839.380.11	939.380.11	939.880.11	839.880.11					990.422.00	791.002.00	990.058.00	991.057.00
16	44,5	22	10		839.445.11	939.445.11	939.945.11	839.945.11					990.422.00	791.002.00	990.058.00	991.057.00
19	50,8	25,4	10				939.990.11	839.990.11					990.422.00	791.002.00	990.058.00	991.057.00
22,2	57,1	28,5	5				939.991.11	839.991.11					990.422.00	791.002.00	990.058.00	991.057.00
25,4	63,5	33,3	5				939.992.11*	839.992.11*					990.422.00	791.002.00	990.058.00	991.057.00

# Roundover Bits with Insert Knives

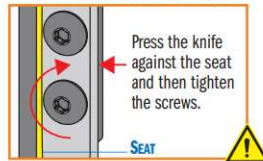
## 661.11

Roundover bits with two replaceable knives fixed by special Torx screws. The blades are profiled on 2 sides and increase the efficiency of your work with laminates. Roundover bits are equipped with ball bearing guides. For precision work on laminates. Radius R2 or R3 is for rounded 2mm or 3mm ABS edges. Radius R5 is for quick rounded edges in hard wood or MDF. For use on portable Routers.



Drawings are 1:1 scale

CORRECT KNIFE POSITIONING



## 661.41

Optional

R=1mm	790.010.04
R=1,5mm	790.015.04
R=2mm	790.020.04
R=3mm	790.030.04

R mm	D mm	I mm	L mm		ORDER NO. S=Ø6,35mm	ORDER NO. S=Ø8mm	ORDER NO. S=Ø12,7mm	Spare parts								
2	27		57,5	10	661.021.41	661.020.41							790.020.04	990.078.00	991.061.00	791.003.00
3	27		57,5	10	661.031.41	661.030.41							790.030.04	990.078.00	991.061.00	791.003.00
5	28,8	19,5	64	10	661.051.11	661.050.11							790.050.00	990.076.00	991.061.00	791.007.00
6,35	28,5	24	67	10	661.064.11	661.063.11							790.064.00	990.075.00	991.061.00	791.006.00
8	31,8	24	67	10		661.080.11							790.080.00	990.075.00	991.061.00	791.006.00
8	31,8	24	77	10			661.581.11						790.080.00	990.075.00	991.061.00	791.006.00

Spare parts

990.400.00	M3 shield	990.410.00	M4 shield	990.423.00	Shield for 12,7mm bearing
990.051.00	M3x6mm TCEI screw	990.052.00	M4x6mm TCEI screw	990.058.00	1/8"x3/8"x1/2" TCEI screw
991.062.00	2,5mm hex key	991.067.00	3mm hex key	991.057.00	3/32" hex key



# Roundover Bits



Darbagaldi & Instrumenti



## 7/8/938

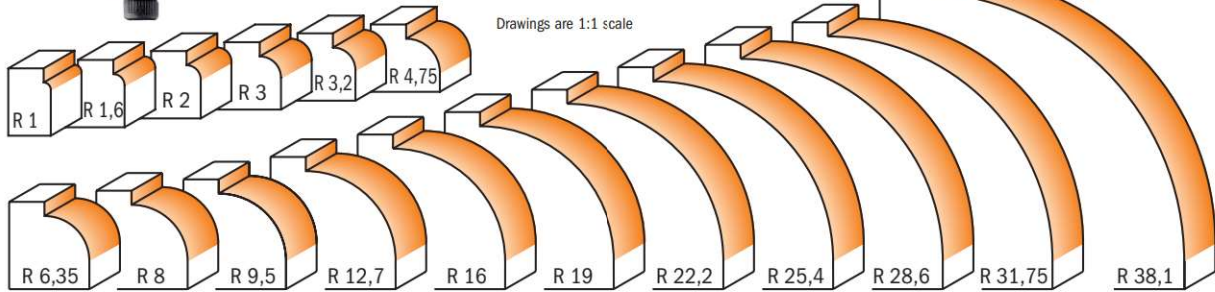
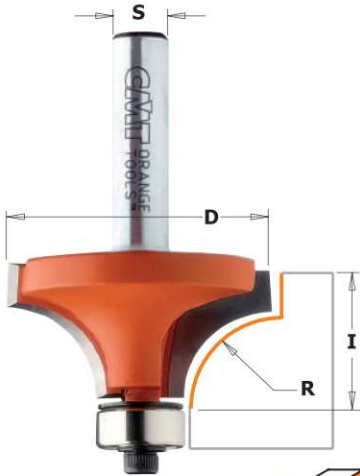
All CMT roundover bits have a 12,7mm bearing diameter with the exception of the radius 28,6mm and 31,7mm bits which have a 19mm bearing diameter. You have 13 different radii to choose from, the majority having 5 shank diameter options. All bits are made of Fatigue Proof™ steel and have carbide-tipped cutting edges.

**BE SURE** to keep the black bearing washer right side up to correspond with the bearing rotation when reassembling the bearing. Improper reassembly can cause the bit to unscrew.

**SHOP TIPS:** the CMT 1.6mm radius roundover bit is excellent for finishing laminates. Virtually eliminates the filing required when using conventional trim bits.

**SAFETY TIPS:** use caution when working with large diameter bits and make more than one pass to gradually remove stock. Pay particular attention when routing small pieces; and always rout on a router table equipped with a fence.

**SHOP TIPS: undersized bearing to use after reshaping.**  
791.063.00 Ø12,5 replace bearing 791.003.00 (Ø12,7) after reshaping



Drawings are 1:1 scale

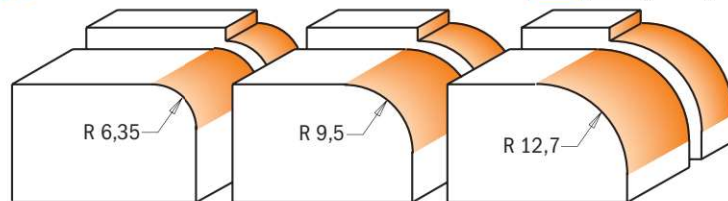
R mm	D mm	I mm	Box	ORDER NO. S=Ø6mm	ORDER NO. S=Ø6,35mm	ORDER NO. S=Ø8mm	ORDER NO. S=Ø12mm	ORDER NO. S=Ø12,7mm	Spare parts			
1	14,7	10	10		<b>838.147.11</b>	<b>938.147.11</b>			990.422.00	791.044.00	990.058.00	991.057.00
1,6	15,9	12,7	10	<b>738.160.11</b>	<b>838.160.11</b>	<b>938.160.11</b>			990.423.00	791.003.00	990.058.00	991.057.00
2	16,7	12,7	10	<b>738.167.11°</b>		<b>938.167.11°</b>			990.422.00	791.044.00	990.058.00	991.057.00
2	16,7	12,7	10		<b>838.167.11</b>				990.423.00	791.003.00	990.058.00	991.057.00
3	18,7	12,7	10	<b>738.187.11°</b>		<b>938.187.11°</b>			990.422.00	791.044.00	990.058.00	991.057.00
3	18,7	12,7	10		<b>838.187.11</b>				990.423.00	791.003.00	990.058.00	991.057.00
3,2	19,1	12,7	10	<b>738.190.11</b>	<b>838.190.11</b>	<b>938.190.11</b>			990.423.00	791.003.00	990.058.00	991.057.00
4,75	22,2	12,7	10	<b>738.222.11</b>	<b>838.222.11</b>	<b>938.222.11</b>			990.423.00	791.003.00	990.058.00	991.057.00
6,35	25,4	12,7	10	<b>738.254.11</b>	<b>838.254.11</b>	<b>938.254.11</b>	<b>938.754.11</b>	<b>838.754.11</b>	990.423.00	791.003.00	990.058.00	991.057.00
8	28,6	12,7	10	<b>738.285.11</b>	<b>838.285.11</b>	<b>938.285.11</b>			990.423.00	791.003.00	990.058.00	991.057.00
9,5	31,7	16	10	<b>738.317.11</b>	<b>838.317.11</b>	<b>938.317.11</b>	<b>938.817.11</b>	<b>838.817.11</b>	990.423.00	791.003.00	990.058.00	991.057.00
12,7	38,1	19	10	<b>738.380.11</b>	<b>838.380.11</b>	<b>938.380.11</b>	<b>938.880.11</b>	<b>838.880.11</b>	990.423.00	791.003.00	990.058.00	991.057.00
16	44,5	22	10		<b>838.445.11</b>	<b>938.445.11</b>	<b>938.945.11</b>	<b>838.945.11</b>	990.423.00	791.003.00	990.058.00	991.057.00
19	50,8	25,4	10				<b>938.990.11</b>	<b>838.990.11</b>	990.423.00	791.003.00	990.058.00	991.057.00
22,2	57,1	28,5	5				<b>938.991.11</b>	<b>838.991.11</b>	990.423.00	791.003.00	990.058.00	991.057.00
25,4	63,5	33,3	5				<b>938.992.11*</b>	<b>838.992.11*</b>	990.423.00	791.003.00	990.058.00	991.057.00
28,6	76,2	38,1	5				<b>938.993.11*</b>	<b>838.993.11*</b>	541.550.00	791.004.00	990.058.00	991.057.00
31,75	82,5	44,4	5				<b>938.994.11*</b>	<b>838.994.11*</b>	541.550.00	791.004.00	990.058.00	991.057.00
38,1	88,9	44,4	5				<b>938.996.11*</b>	<b>838.996.11*</b>	990.423.00	791.003.00	990.058.00	991.057.00

\*Use only on router table

\*791.044.00 Delrin® Bearing

# Roundover Set

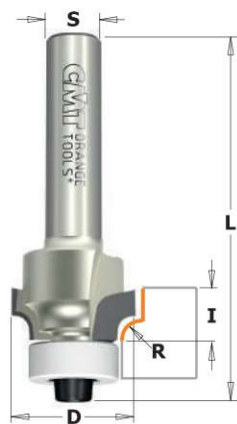
## 838



Drawings are 1:1 scale

CMT's roundover sets give you the maximum flexibility for all of your projects by putting the most requested diameters in one package. Available in 12,7mm and 6,35mm shanks. Roundover radii are 6,35mm, 9,5mm and 12,7mm. These versatile bits are always in demand - the simple clean lines of a smooth roundover edge can be used in a wide variety of applications from picture frames to table and counter tops.

DESCRIPTION	Box	ORDER NO. S=Ø6,35mm	ORDER NO. S=Ø12,7mm
Roundover set	5	<b>838.001.11</b>	<b>838.501.11</b>



**938 X-TREME**



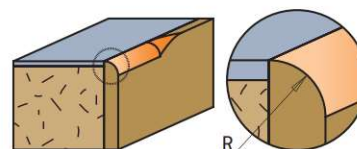
These new super duty DP (polycrystalline diamond) bits represent the ultimate in the extensive line of CMT rounding over bits. Investing in CMT DP rounding bits means saving time and money, as they last 40 times longer than conventional bits. You could work a wide variety of tough, abrasive materials including composites, particleboard, MDF (both raw or with melamine), veneer and hardwoods.

**Excellent for Corner Rounding:**

- Aluminum
- Aluminum Composites
- Aluminum Composite Material (ACM)
- Composites
- Composite Panels
- Custom Composite Materials
- Fiberglass
- Fiberglass PCB Board
- Fiberglass Reinforced Composites
- Fiber-Reinforced Urethane
- Fiber-Reinforced Structural Foam Floors
- Hard and Soft Wood
- Lightweight Composites
- MDF
- Plastic

**Benefits of Diamond Technology**

- Harder cutting edge provides higher resistance to wear
- Cut thousands of meters more than carbide without changing tool, saving setup time
- Optimized machine tool efficiency
- Quality of finish is often significantly improved



R mm	D mm	I mm	Box	ORDER NO. S=Ø8mm
2	16,7	8	10	<b>938.167.61</b>
3	18,7	8	10	<b>938.187.61</b>

Spare parts			
990.422.00	791.044.00	990.058.00	991.057.00
990.422.00	791.044.00	990.058.00	991.057.00

791.044.00 Delrin® bearing



Decorative Ogee Bits



**8/965.905**

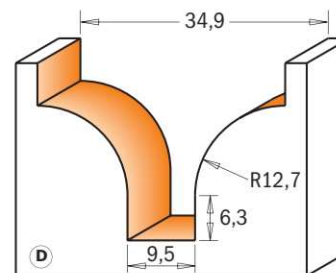
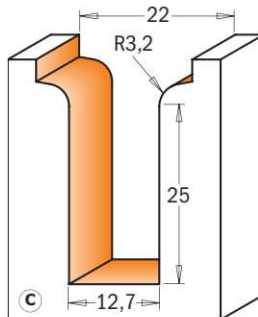
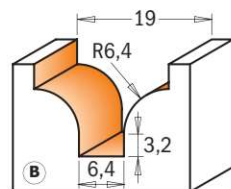


**8/965.903**  
**8/965.904**

**8/965.9**




Enhance your doors and drawer fronts and leave your visitors amazed! The cutting edges on these ogee bits are carbide-tipped for effective, smooth and eye-catching work.



Drawings are 1:1 scale

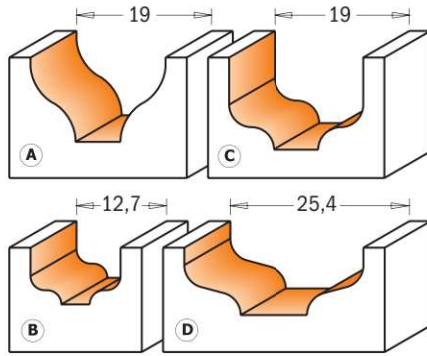
D mm	d mm	R mm	I mm	L mm	PROFILE	Box	ORDER NO. S=Ø12mm	ORDER NO. S=Ø12,7mm
19	6,4	6,4	13	51	B	10	<b>965.903.11</b>	<b>865.903.11</b>
22	12,7	3,2	31,7	69,8	C	10	<b>965.905.11</b>	<b>865.905.11</b>
34,9	9,5	12,7	25	65,5	D	10	<b>965.904.11</b>	<b>865.904.11</b>

# Decorative Beading Bits

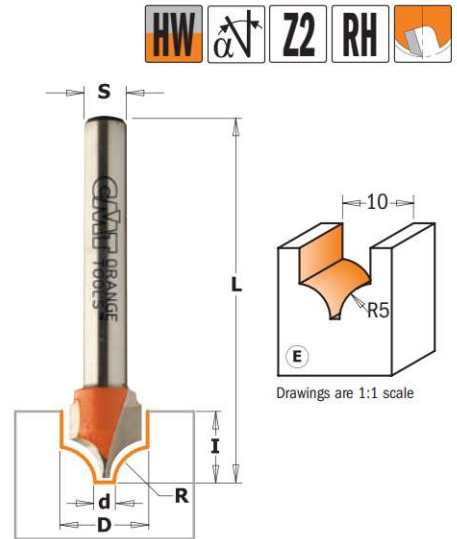


## 7/8/965

This new CMT bit produces a classic single or double-edged bead. Ideal for creating a marked decorative effect on panel, door and drawer work.



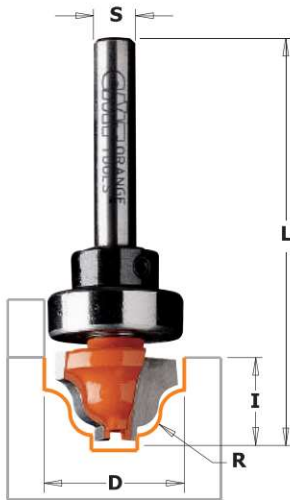
Drawings are 1:1 scale



Drawings are 1:1 scale

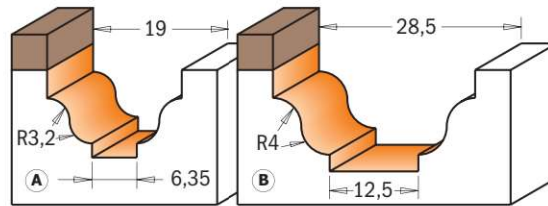
D mm	d mm	R mm	I mm	L mm	PROFILE		ORDER NO. S=Ø6mm	ORDER NO. S=Ø6,35mm	ORDER NO. S=Ø8mm	ORDER NO. S=Ø12mm	ORDER NO. S=Ø12,7mm
19	6,35	6,4	11	50,8	A	10	765.001.11	865.001.11	965.001.11	965.501.11	865.501.11
12,7	4	2	8	51	B	10		865.002.11	965.002.11		
19	6,35	3,2	13	68	C	10				965.503.11	865.503.11
25,4	9,5	3,2	9,5	49	D	10				965.504.11	865.504.11
10	1,3	5	10	50	E	10	765.402.11	865.402.11	965.402.11		

# Classical Bead Bits

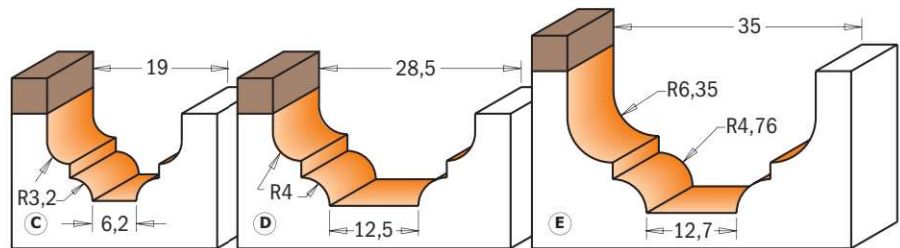


## 7/8/965B

This bit gives you even more decorative possibilities for panel and edge work. The bit design offers a wide flat bottom cut and a longer shank allows for a greater depth in the detail of the profile.



Drawings are 1:1 scale



D mm	R mm	I mm	L mm	PROFILE		ORDER NO. S=Ø6mm	ORDER NO. S=Ø6,35mm	ORDER NO. S=Ø8mm	ORDER NO. S=Ø12mm	ORDER NO. S=Ø12,7mm	Spare parts		
19	3,2	12,3	54	A	10	765.201.11B					791.007.00	541.003.00	991.056.00
19	3,2	12,3	54	A	10		865.201.11B				791.004.00	541.001.00	991.056.00
28,6	4	14,3	58,8	B	10			965.202.11B			791.027.00	541.002.00	991.056.00
28,6	4	14,3	58,8	B	10				965.702.11B		791.027.00	541.005.00	991.056.00
28,6	4	14,3	58,8	B	10					865.702.11B	791.027.00	541.002.00	991.056.00
19	3,2	12,3	54	C	10	765.301.11B					791.007.00	541.003.00	991.056.00
19	3,2	12,3	54	C	10		865.301.11B				791.004.00	541.001.00	991.056.00
28,6	4	13,3	58	D	10			965.302.11B		865.802.11B	791.027.00	541.002.00	991.056.00
28,6	4	13,3	58	D	10				965.802.11B		791.027.00	541.005.00	991.056.00
34,9	4,76 - 6,35	18,5	66,1	E	10			965.303.11B			791.031.00	541.004.00	991.056.00
34,9	4,76 - 6,35	18,5	66,1	E	10					865.803.11B	791.029.00	541.002.00	991.056.00

Spare parts 990.005.00 M3x3mm TSEI screw

# Plunge Ogee Bits



## 7/8/948B

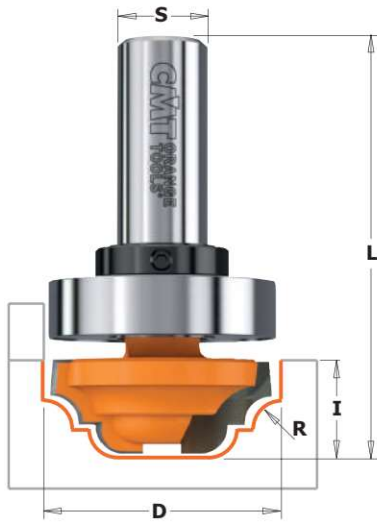
Darbagaldi & Instrumenti

You will never run out of ideas with this creative bit. Add a classic touch to any edge or highlight door fronts and panels with decorative layered effects.

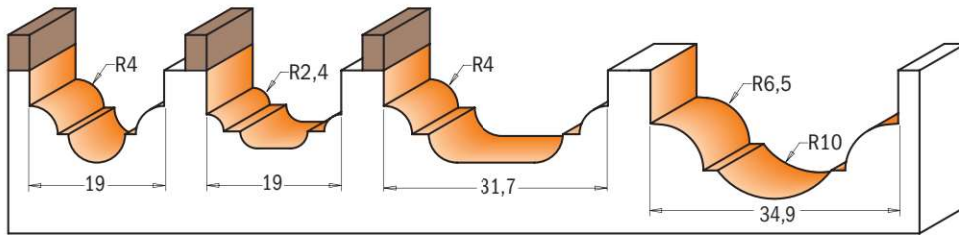
For even more options, try the CMT plunge ogee with bearing guide for pattern following.

For more CMT ogee profile options, choose among plunge ogee bits equipped with a top bearing.

Excellent for achieving accurate decorative work and guaranteed for long-lasting performance.



## 7/8/948



Drawings are 1:1 scale

D mm	R mm	I mm	L mm		ORDER NO. S=Ø6mm	ORDER NO. S=Ø6,35mm	ORDER NO. S=Ø8mm	ORDER NO. S=Ø12mm	ORDER NO. S=Ø12,7mm
19	4	13	51,1	10	<b>748.190.11</b>	<b>848.190.11</b>	<b>948.190.11</b>		
19	2,4	12	53	10	<b>748.191.11</b>	<b>848.191.11</b>	<b>948.191.11</b>		
31,7	4	13	58	10			<b>948.317.11</b>	<b>948.817.11</b>	<b>848.817.11</b>
34,9	6,5-10	18	68	10				<b>948.850.11</b>	<b>848.850.11</b>
<b>With Top Bearing</b>									
19	4	13	51,1	10	<b>748.190.11B</b>				
19	4	13	51,1	10		<b>848.190.11B</b>			
19	2,4	12	53	10	<b>748.191.11B</b>				
19	2,4	12	53	10		<b>848.191.11B</b>			
31,7	4	13	58	10			<b>948.317.11B</b>		
31,7	4	13	58	10				<b>948.817.11B</b>	
31,7	4	13	58	10					<b>848.817.11B</b>

Spare parts		
791.007.00	541.003.00	991.056.00
791.004.00	541.001.00	991.056.00
791.007.00	541.003.00	991.056.00
791.004.00	541.001.00	991.056.00
791.015.00	541.002.00	991.056.00
791.015.00	541.005.00	991.056.00
791.015.00	541.002.00	991.056.00

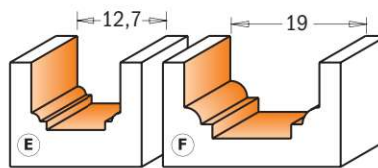

Spare parts 990.005.00 M3x3mm TSEI screw

# Decorative Ogee Bits

## 7/8/965.1



This new CMT bit produces a classic single or double edged bead. Ideal for creating a marked decorative effect on panel, door and drawer work.



Drawings are 1:1 scale

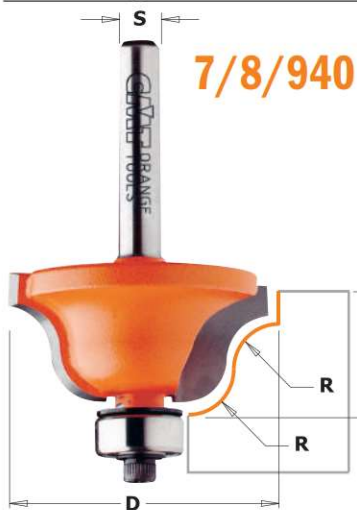
D mm	d mm	R mm	I mm	L mm	PROFILE		ORDER NO. S=Ø6mm	ORDER NO. S=Ø6,35mm	ORDER NO. S=Ø8mm
12,7	8,4	1,2	12,7	50,8	E	10	<b>765.101.11</b>	<b>865.101.11</b>	<b>965.101.11</b>
19	11,1	2,4	11	50,8	F	10	<b>765.102.11</b>	<b>865.102.11</b>	<b>965.102.11</b>

## Roman Ogee Bits

# TBOX

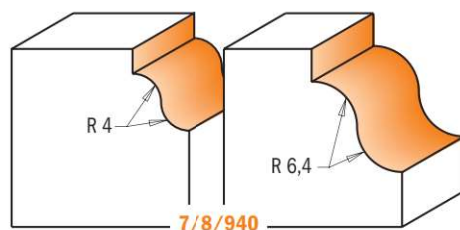
Darbagaldi & Instrumenti

# CMT ORANGE TOOLS®



The roman ogee may be the most popular edge treatment in woodworking, and it is certainly one of the most beautiful. This bit includes all CMT bit features and produces a perfect rendition of classic design.

**SHOP TIPS:** for best results, multiple passes are recommended.

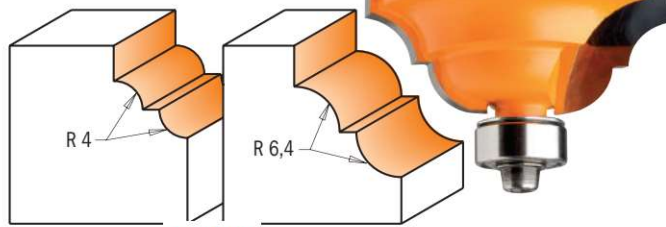


Drawings are 1:1 scale

This bit takes the Roman Ogee a step further. The horizontal bead adds style and elegance to the traditional shape contour.

**SHOP TIPS:** for best results, multiple passes are recommended.

7/8/941

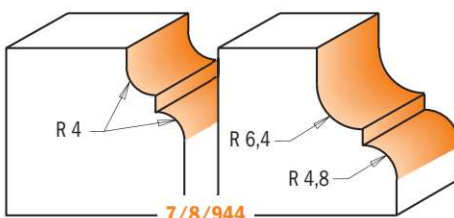
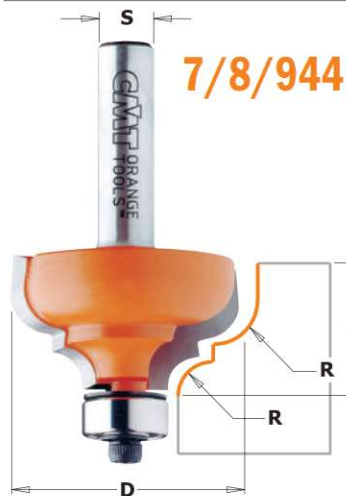


7/8/941

R mm	D mm	I mm		ORDER NO. S=Ø6mm	ORDER NO. S=Ø6,35mm	ORDER NO. S=Ø8mm	ORDER NO. S=Ø12mm	ORDER NO. S=Ø12,7mm	Spare parts			
4	28,7	11,5	10	740.270.11	840.270.11	940.270.11	940.770.11	840.770.11				
6,4	38,1	17,3	10	740.350.11	840.350.11	940.350.11	940.850.11	840.850.11	990.423.00	791.003.00	990.058.00	991.057.00
4	33,4	13	10	741.285.11	841.285.11	941.285.11	941.785.11	841.785.11	990.423.00	791.003.00	990.058.00	991.057.00
6,4	42,8	18,5	10	741.380.11	841.380.11	941.380.11	941.880.11	841.880.11	990.423.00	791.003.00	990.058.00	991.057.00

**SHOP TIPS:** undersized bearing to use after resharpening.  
791.063.00 Ø12,5 replace bearing 791.003.00 (Ø12,7) after resharpening

## Classical Ogee Bits



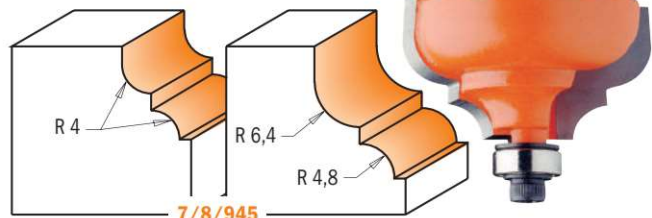
Drawings are 1:1 scale

This profile includes a horizontal bead along the bottom of the profile adding a decorative detail to the traditional ogee design.

**SHOP TIPS:** for best results, multiple passes are recommended.



7/8/945



7/8/945

R mm	D mm	I mm		ORDER NO. S=Ø6mm	ORDER NO. S=Ø6,35mm	ORDER NO. S=Ø8mm	ORDER NO. S=Ø12mm	ORDER NO. S=Ø12,7mm	Spare parts			
4	28,7	13	10	744.287.11	844.287.11	944.287.11	944.787.11	844.787.11				
6,4-4,8	35	18,5	10	744.350.11	844.350.11	944.350.11	944.850.11	844.850.11	990.423.00	791.003.00	990.058.00	991.057.00
4	28,7	13	10	745.287.11	845.287.11	945.287.11	945.787.11	845.787.11	990.422.00	791.002.00	990.058.00	991.057.00
6,4-4,8	35	18,5	10	745.350.11	845.350.11	945.350.11	945.850.11	845.850.11	990.422.00	791.002.00	990.058.00	991.057.00

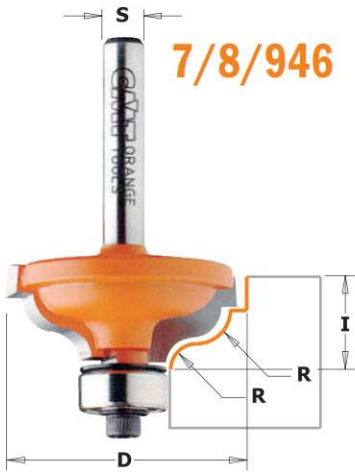
**SHOP TIPS:** undersized bearing to use after resharpening.  
791.062.00 Ø9,3 replace bearing 791.002.00 (Ø9,5) after resharpening  
791.063.00 Ø12,5 replace bearing 791.003.00 (Ø12,7) after resharpening



# Ogee with Fillet Bits



Darbagaldi & Instrumenti



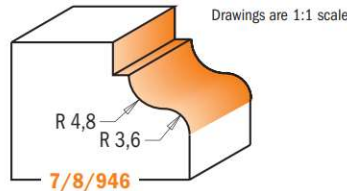
7/8/946

Take a complete assortment of CMT ogee bits into your shop. These bits feature micrograin carbide edges, high strength steel and the trademarked orange non-stick PTFE coating.

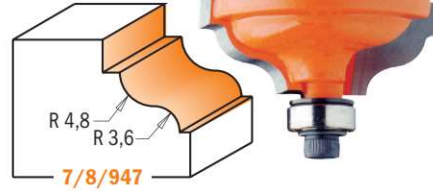
**SHOP TIPS:** for best results, multiple passes are recommended.

For a more-detailed profile, this bit adds an inset bead along the lower edge of the cut.

**SHOP TIPS:** for best results, multiple passes are recommended.



7/8/946



7/8/947

R mm	D mm	I mm		ORDER NO. S=Ø6mm	ORDER NO. S=Ø6,35mm	ORDER NO. S=Ø8mm	ORDER NO. S=Ø12mm	ORDER NO. S=Ø12,7mm	Spare parts			
4,8-3,6	34,2	13	10	746.325.11	846.325.11	946.325.11	946.825.11	846.825.11	990.423.00	791.003.00	990.058.00	991.057.00
4,8-3,6	34,2	13	10	747.325.11	847.325.11	947.325.11	947.825.11	847.825.11	990.422.00	791.002.00	990.058.00	991.057.00

**SHOP TIPS:** undersized bearing to use after resharpening.  
 791.062.00 Ø9,3 replace bearing 791.002.00 (Ø9,5) after resharpening  
 791.063.00 Ø12,5 replace bearing 791.003.00 (Ø12,7) after resharpening

# Ogee Bits



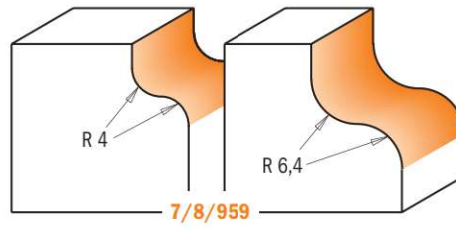
7/8/959

These profiles are the mirror image of the traditional roman ogee. They add sharp defining details to the edges of cabinets and furniture, before rolling into a smooth convex shape.

**SHOP TIPS:** for best results, multiple passes are recommended.

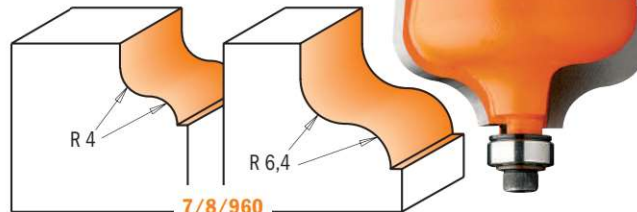
These bits are identical to the 7/8/959 series with the addition of an inset bead along the lower edge.

**SHOP TIPS:** for best results, multiple passes are recommended.



7/8/959

Drawings are 1:1 scale



7/8/960

R mm	D mm	I mm		ORDER NO. S=Ø6mm	ORDER NO. S=Ø6,35mm	ORDER NO. S=Ø8mm	ORDER NO. S=Ø12mm	ORDER NO. S=Ø12,7mm	Spare parts			
4	28,7	13	10	759.040.11	859.040.11	959.040.11	959.540.11	859.540.11	990.423.00	791.003.00	990.058.00	991.057.00
6,4	38,1	18	10	759.064.11	859.064.11	959.064.11	959.564.11	859.564.11	990.423.00	791.003.00	990.058.00	991.057.00
4	28,7	13	10	760.040.11	860.040.11	960.040.11	960.540.11	860.540.11	990.422.00	791.002.00	990.058.00	991.057.00
6,4	38,1	18	10	760.064.11	860.064.11	960.064.11	960.564.11	860.564.11	990.422.00	791.002.00	990.058.00	991.057.00

**SHOP TIPS:** undersized bearing to use after resharpening.  
 791.062.00 Ø9,3 replace bearing 791.002.00 (Ø9,5) after resharpening  
 791.063.00 Ø12,5 replace bearing 791.003.00 (Ø12,7) after resharpening

# Adjustable Roundover & Bevel Router Bits

# TBOX

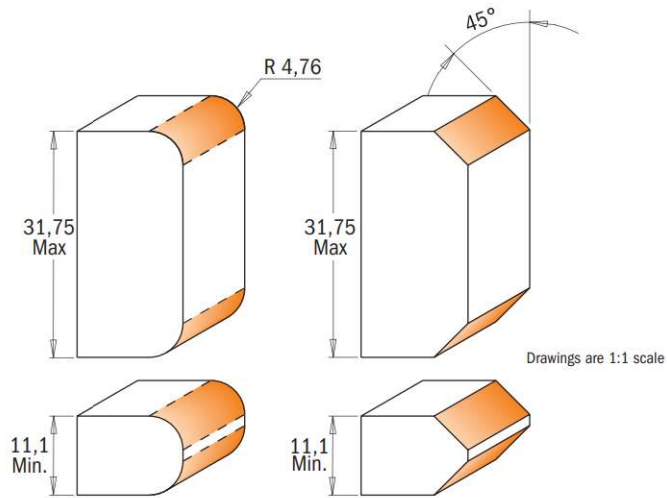
# CMT ORANGE TOOLS®

Darbagaldi & Instrumenti



## 8/900.623

These CMT bits are ideal for making attractive edgework! Create a double 4,76mm (3/16") roundover profile, a double 45° bevel or even a mixed profile on your wood panels easily and in a cost-effective way! Interchangeable shims are included to allow for different stock thicknesses according to the board. To be used on table-mounted routers. Do not use these bits with hand-held power tools.

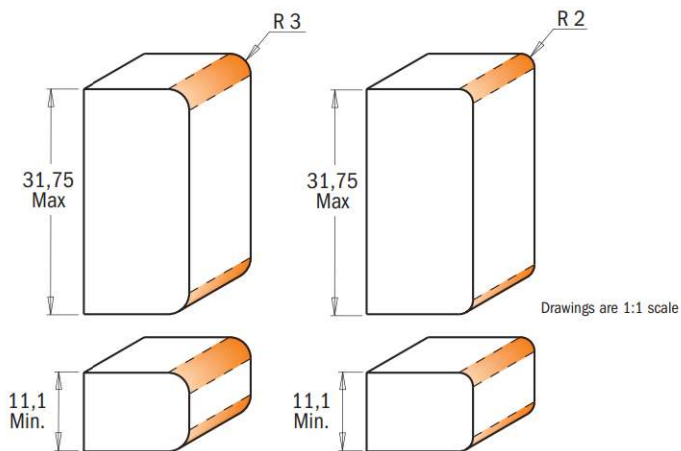


D mm	T <sub>1</sub> mm	R mm	A	L mm	Box	ORDER NO. S=Ø12mm	ORDER NO. S=Ø12,7mm	Spare parts									
38,1	11,1 - 31,75	4,76	45°	100	10	<b>900.623.11</b>											
38,1	11,1 - 31,75	4,76	45°	100	10		<b>800.623.11</b>	924.137.00	791.037.00	822.029.11	822.030.11	990.020.00	824.137.00	791.037.00	822.029.11	822.030.11	990.020.00
Spare parts		541.500.00	3mm spacer	541.518.00	1mm spacer	541.515.00	0,1mm spacer	541.517.00	0,5mm spacer								

# Adjustable Double Roundover Router Bits

## 8/900.622

Create awesome furnishing decorations with these new CMT bits! They provide a double 2mm (5/64") and 3mm (1/8") roundover profile on your wood panels easily and in a cost-effective way! Interchangeable shims are included to allow for different stock thicknesses according to the board. To be used on table-mounted routers. Do not use these bits with hand-held power tools.



D mm	T <sub>1</sub> mm	R mm	L mm	Box	ORDER NO. S=Ø12mm	ORDER NO. S=Ø12,7mm	Spare parts										
34	11,1 - 31,75	3 - 2	100	10	<b>900.622.11</b>												
34	11,1 - 31,75	3 - 2	100	10		<b>800.622.11</b>	924.137.00	791.037.00	822.031.11	822.032.11	990.020.00	824.137.00	791.037.00	822.031.11	822.032.11	990.020.00	
Spare parts		541.500.00	3mm spacer	541.516.00	0,3mm spacer	541.501.00	4mm spacer	541.518.00	1mm spacer	541.515.00	0,1mm spacer	541.519.00	5,8mm spacer				

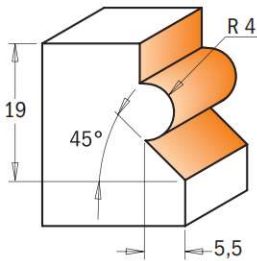
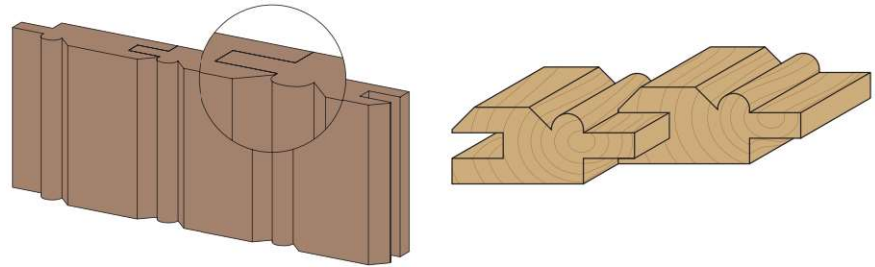

# Wainscot/Paneling Bits



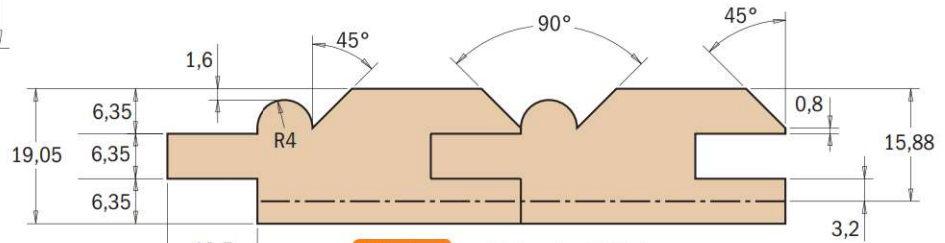
## 8/961.6



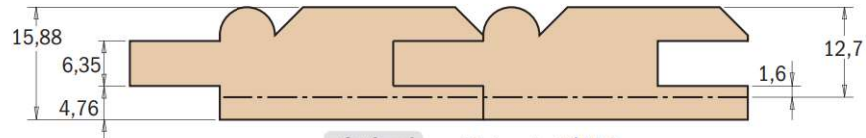
This new router bit designed for 19mm (3/4") thick stock is perfect for creating wainscots and panels on your walls. Simply create a 6,35mm (1/4") tongue-and-groove interlock with a CMT 8/900.626.11, then, with two passes mill an attractive traditional beadboard profile with this new bit. Perfect for cabinets, bookcase backings, ceiling and wall paneling.



Drawing is 1:1 scale



**Standard** with bearing Ø12,7mm (791.003.00)



**Optional** with bearing Ø15,8mm (791.018.00)

D mm	I mm	R mm	A	L mm		ORDER NO. S=Ø12mm	ORDER NO. S=Ø12,7mm	Spare parts							
23,8	19,05	4	45°	67,7		961.601.11	861.601.11					990.423.00	791.003.00	990.058.00	991.057.00

**SHOP TIPS:** oversized bearing to use after resharpening.  
791.063.00 Ø12,5 replace bearing 791.003.00 (Ø12,7) after resharpening

# Corner Beading Bit with 45° Chamfer



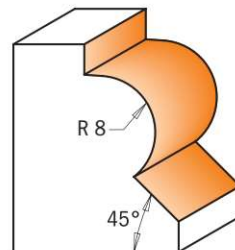
Darbagaldi & Instrumenti

## 954



An innovative bit to create beautiful edges and corner beads.

**SAFETY TIPS:** to be used only on CNC machines or router tables equipped with a fence.



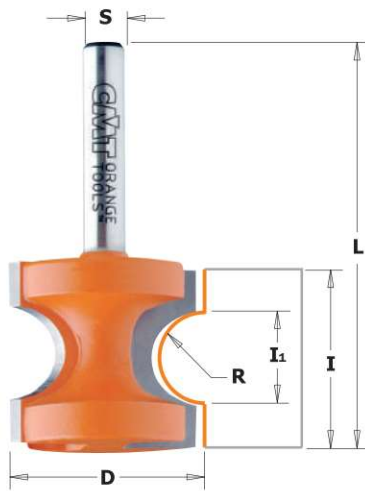
Drawing is 1:1 scale

D mm	D1 mm	I mm	R mm	L mm		ORDER NO. S=Ø8mm
36	22	25	8	60		954.080.11

# Bead & Bull Nose Bits



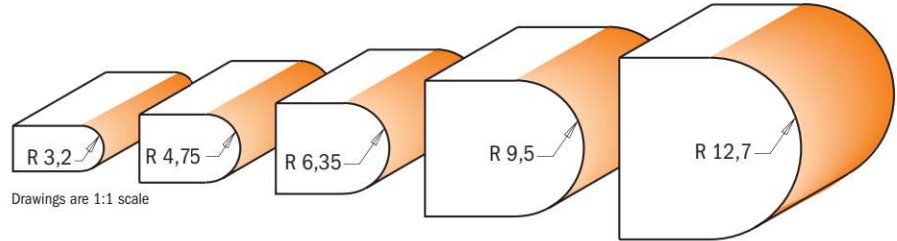
Darbagaldi & Instrumenti



## 7/8/954

CMT's bull nose bits create elegantly finished edges on stair treads, window sills and shelves in one pass. Add a final touch by using a cutter with a bead diameter wider than the stock thickness. CMT bull nose bits have bead diameters from 6,35mm (1/4") to 25,4mm (1") and each bit features carbide-tipped cutting edges, anti-kickback design and the orange PTFE non-stick coating trademark.

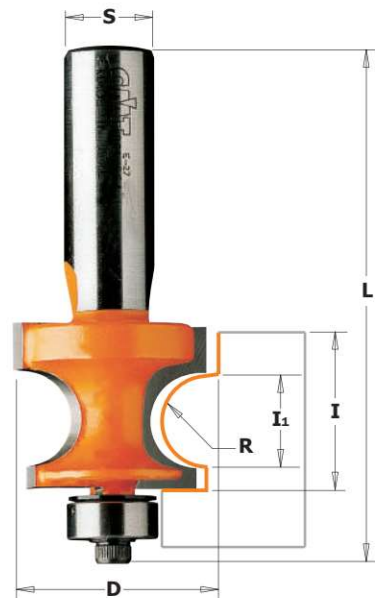
**SAFETY TIPS:** to be used only on router tables equipped with a fence. Do not remove the workpiece while the bit is routing.



Drawings are 1:1 scale

R mm	D mm	I <sub>1</sub> mm	I mm	L mm		ORDER NO. S=Ø6mm	ORDER NO. S=Ø6,35mm	ORDER NO. S=Ø8mm	ORDER NO. S=Ø12mm	ORDER NO. S=Ø12,7mm
3,2	22,2	6,56	19	50,8	10	754.002.11	854.002.11	954.002.11		
3,2	22,2	6,56	19	57,2	10				954.502.11	854.502.11
4,75	25,4	9,85	22	54	10	754.003.11	854.003.11	954.003.11		
4,75	25,4	9,85	22	60,4	10				954.503.11	854.503.11
6,35	28,6	13,15	25,5	57,2	10	754.004.11	854.004.11	954.004.11		
6,35	28,6	13,15	25,5	63,5	10				954.504.11	854.504.11
9,5	34,9	19,71	35	73	10				954.507.11	854.507.11
12,7	44,5	26,3	41	79,4	10				954.509.11	854.509.11

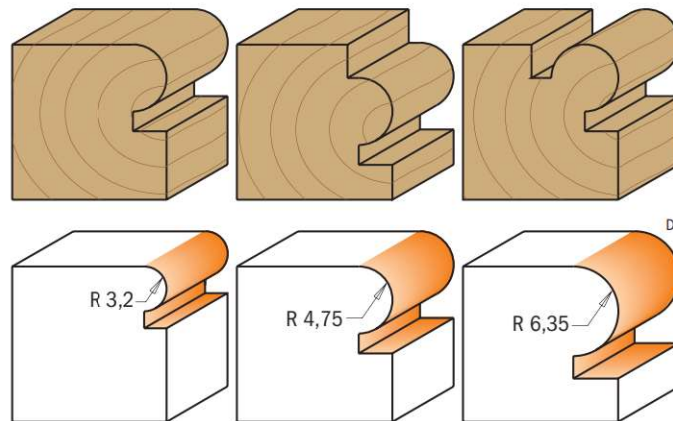
# Corner Beading Bits



## 7/8/961



Make beautiful traditional beads and edge beads or turn old beads into new moldings with the new CMT corner beading bits with bearing. Featuring carbide-tipped cutting edges and orange PTFE non-stick coating, these bits provide excellent results on corner beads. Run the bead twice to form a complete corner bead.



Drawings are 1:1 scale

R mm	D mm	I <sub>1</sub> mm	I mm	L mm		ORDER NO. S=Ø6mm	ORDER NO. S=Ø6,35mm	ORDER NO. S=Ø8mm	ORDER NO. S=Ø12mm	ORDER NO. S=Ø12,7mm	Spare parts		
3,2	22,2	6,50	15	57,7	10	761.032.11	861.032.11	961.032.11					
3,2	22,2	6,50	15	64	10				961.532.11	861.532.11	990.423.00	791.003.00	990.058.00
4,75	25,4	9,68	18,6	61,2	10	761.048.11	861.048.11	961.048.11			990.423.00	791.003.00	990.058.00
4,75	25,4	9,68	18,6	67,6	10				961.548.11	861.548.11	990.423.00	791.003.00	990.058.00
6,35	28,6	12,86	22,2	64,8	10	761.064.11	861.064.11	961.064.11			990.423.00	791.003.00	990.058.00
6,35	28,6	12,86	22,2	71,7	10				961.564.11	861.564.11	990.423.00	791.003.00	990.058.00

Spare parts 991.057.00 3/32" hex key

# Edge-Fluting Bits

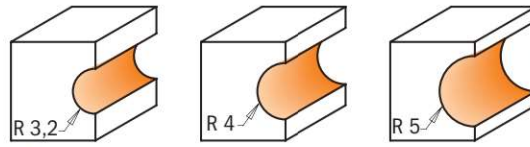



Darbagaldi & Instrumenti



**7/862**

The edge-fluting bearing guided bits are quick to set up and can be used for curved screens, small radius grooves, doors etc. No side fence is required. Use in a handheld or table-mounted router.



Drawings are 1:1 scale

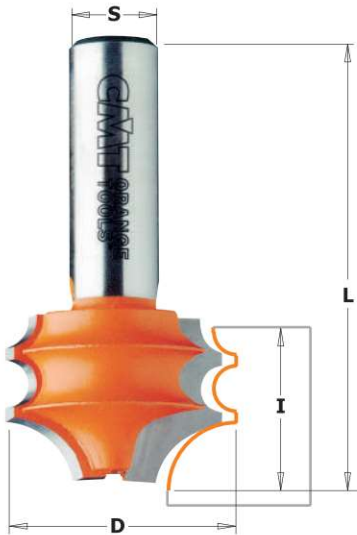


For top bearing version: use bearing **791.010.00** and stop collar **541.001.00** (optional)

R mm	D mm	I mm	L mm	Box	ORDER NO. S=Ø6mm	ORDER NO. S=Ø6,35mm
3,2	19,05	6,4	57	10	<b>762.032.11</b>	<b>862.032.11</b>
4	20,7	8	57	10	<b>762.040.11</b>	<b>862.040.11</b>
5	22,7	10	57	10	<b>762.050.11</b>	<b>862.050.11</b>

Spare parts			
990.423.00	791.003.00	990.058.00	991.057.00
990.423.00	791.003.00	990.058.00	991.057.00
990.423.00	791.003.00	990.058.00	991.057.00

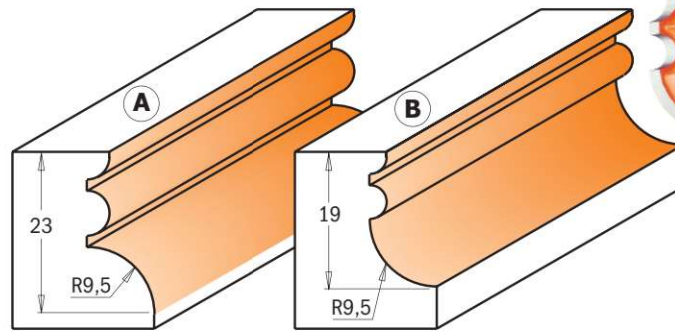
# CMT Moulding System



**8/956.852**

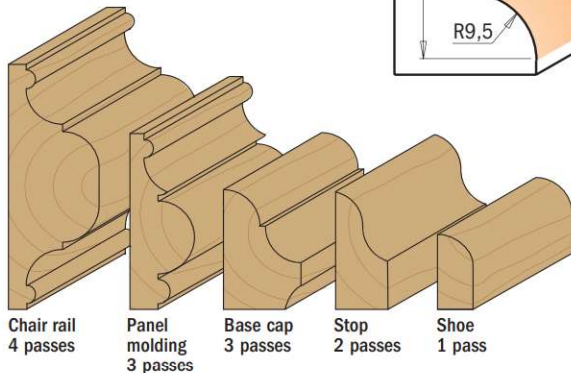
If the standard selection of moulding and mill work you find in today's lumber shops isn't satisfactory to your woodworking tastes, then look to CMT's moulding system instead. With these bits, you can make dozens of elaborate profiles by combining two or more passes. Avoid the average and create your own mouldings. Some initial suggestions are illustrated below.

**SAFETY TIPS:** use these bits with a fence. The profiles shown below are milled from heavy stock then refined to the desired shape.



Drawings are 1:1 scale

**8/956.851**



PROFILE	D mm	I mm	L mm	Box	ORDER NO. S=Ø12mm	ORDER NO. S=Ø12,7mm
A	31,7	23	61,1	10	<b>956.852.11</b>	<b>856.852.11</b>
B	31,7	19	57,2	10	<b>956.851.11</b>	<b>856.851.11</b>

# Multiprofile Bits

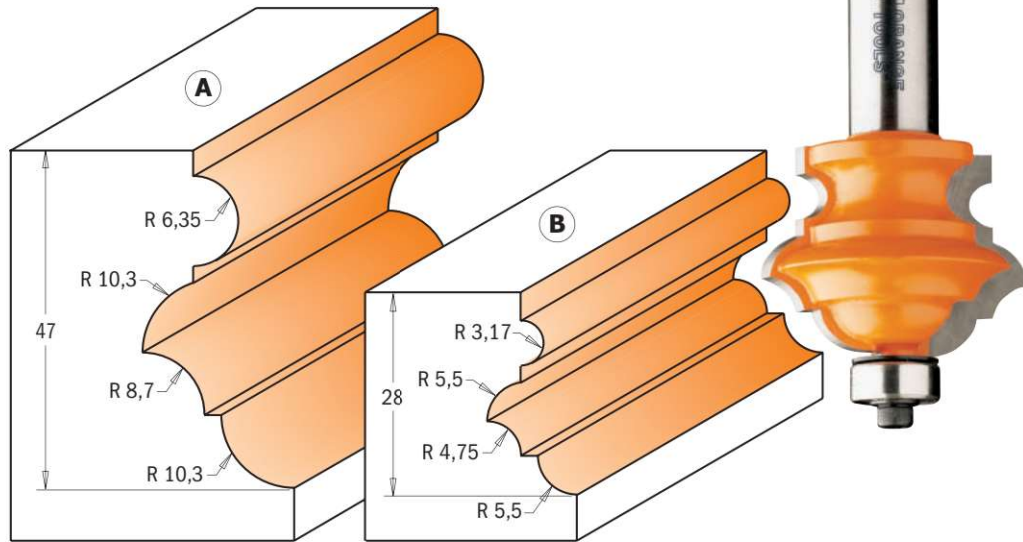
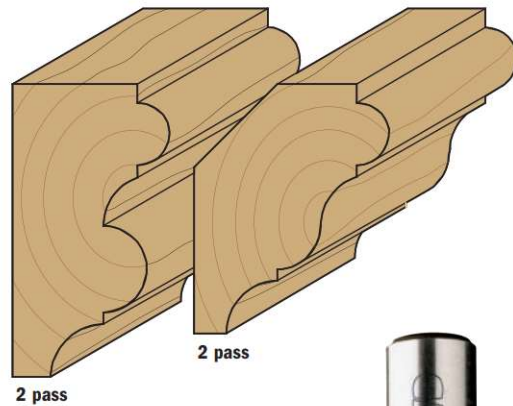
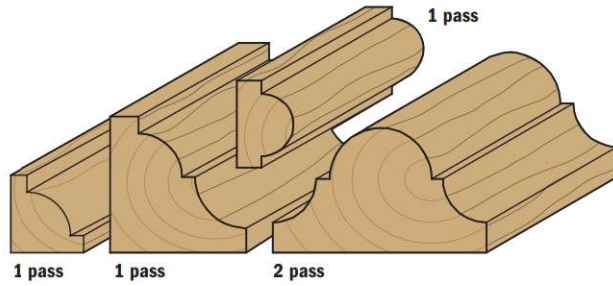
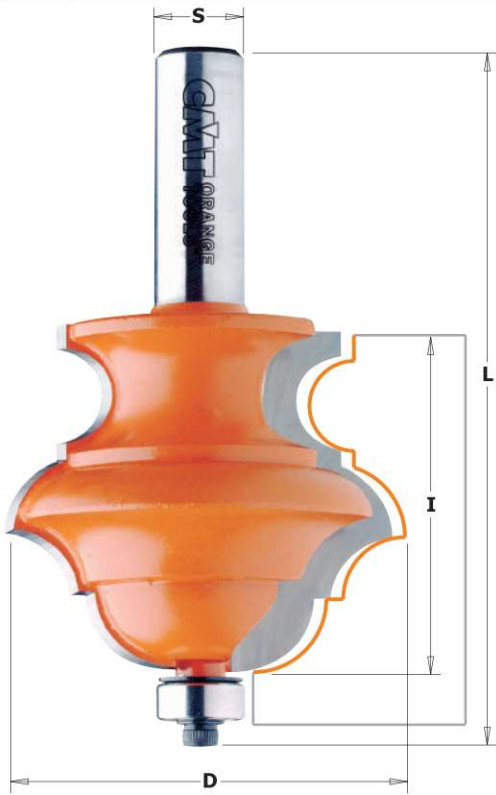


## 8/956.8



Create endless profiles with CMT multiprofile bits. Simply adjust the height of the bit to create classic profiles in one single pass, or make more complex decorative effects in multiple passes. The bits super-strength steel body can withstand long-lasting cutting operations, and the micrograin carbide tips remain sharp longer for superior performance. In addition these bits feature non-stick PTFE coating and anti-kickback design. To be used on tables equipped with a fence.

**SAFETY TIPS:** to make small mouldings as shown below, cut the profile from very wide stock. Remove the excess material and work on the bigger piece to give you easier control. Keep hands far from the bit when working.



Drawings are 1:1 scale

PROFILE	D mm	I mm	L mm		ORDER NO. S=Ø12mm	ORDER NO. S=Ø12,7mm	Spare parts			
A	55,6	47	96,4	5	956.802.11	856.802.11				
B	38,1	28	77,5	10	956.801.11	856.801.11	990.423.00	791.003.00	990.058.00	991.057.00

# Moulding Bits



Why waste time searching for a particular style of frame moulding when you can just as quickly and easily make your own. With the wide range of decorative possibilities offered by CMT moulding bits, you can always create the edge profile you want, anywhere you want and any time you want. These bits are made to last a lifetime! Carbide-tipped cutters and solid bar stock steel shanks can withstand rigorous use and the non-stick PTFE coating allows for clean, smooth-running cuts. The anti-kickback design guarantees safer operation when using these wide profile bits.


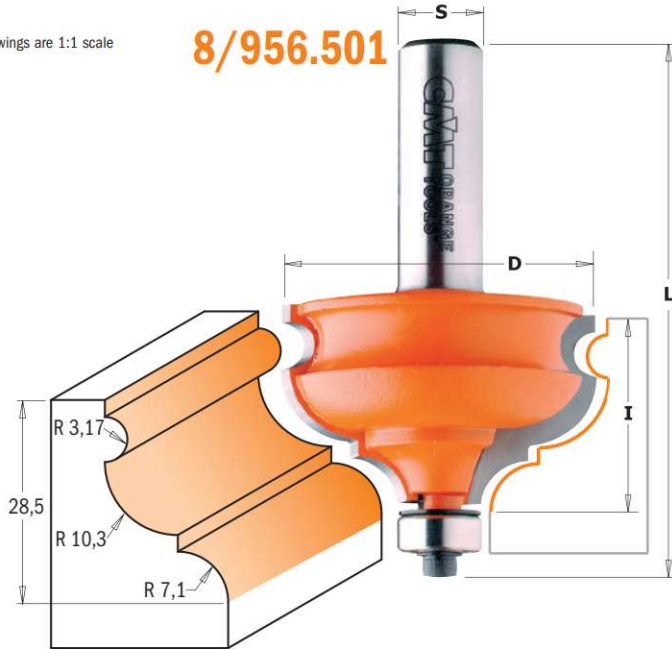


**SHOP TIPS:** multiple pass operations require advance planning. To avoid making a mistake that could render it impossible to finish the job, carefully consider the entire cutting sequence before you begin.

**SAFETY TIPS:** all large diameter bits such as these should be used with caution and on router tables equipped with a fence. For best results, 1,7 KW (2-1/4 HP) routers are recommended. Routers as low-powered as 1,1 KW (1-1/2 HP) can be used if limited to shorter, shallower runs. When possible, reduce the RPMs of the router for operations requiring the use of these bits.

Drawings are 1:1 scale

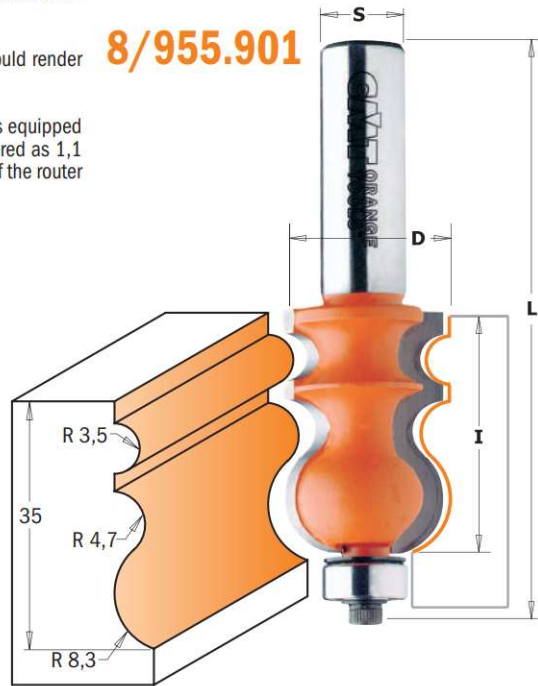
8/956.501



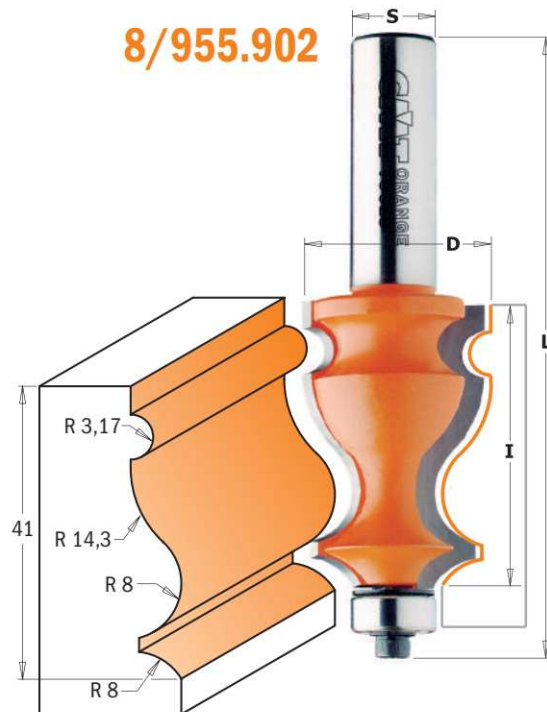
8/967.701



8/955.901



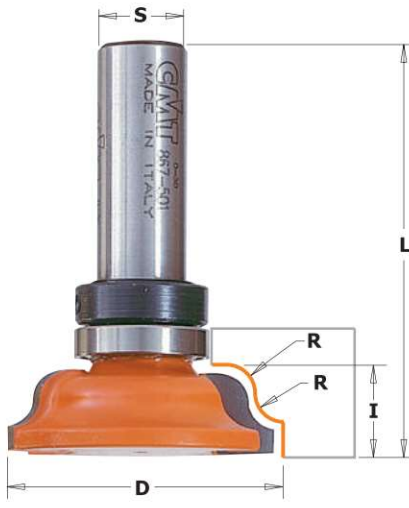
8/955.902



D mm	I mm	L mm		ORDER NO. S=Ø12mm	ORDER NO. S=Ø12,7mm	Spare parts							
23,8	35	83,8		955.901.11	855.901.11					990.423.00	791.003.00	990.058.00	991.057.00
27	41	90,2		955.902.11	855.902.11	990.423.00	791.003.00	990.058.00	991.057.00				
47,5	28,5	77,4		956.501.11	856.501.11	990.423.00	791.003.00	990.058.00	991.057.00				
58	25,4	73,5		967.701.11	867.701.11								

**SHOP TIPS:** undersized bearing to use after resharpening.  
791.063.00 Ø12,5 replace bearing 791.003.00 (Ø12,7) after resharpening

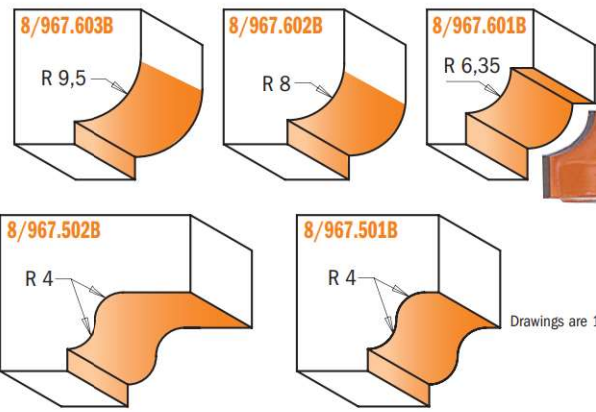
# Moulding Bits



## 8/967.5B - 8/967.6B



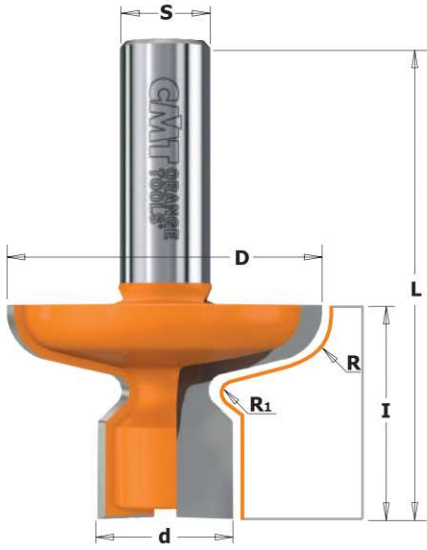
CMT's new moulding bits allow you to shape elegant mouldings with your table saw and router. Unlike any commercially available crown mouldings, mouldings made with these bits are easy to install and create a finished appearance. After shaping the cove, you can use special router bits with inverted profiles to create different edges and complete the moulding.



Drawings are 1:1 scale

R mm	D mm	I mm	L mm		ORDER NO. S=Ø8mm	ORDER NO. S=Ø12mm	ORDER NO. S=Ø12,7mm	Spare parts			
4	39,05	11,5	57	10	967.001.11B	967.501.11B	867.501.11B				
4	54	11,5	65,9	10		967.502.11B	867.502.11B	791.011.00	541.002.00	990.005.00	991.056.00
6,35	60,5	17,3	71,7	5		967.503.11B	867.503.11B	791.011.00	541.002.00	990.005.00	991.056.00
6,35	38	12,5	57	10	967.101.11B	967.601.11B	867.601.11B	791.011.00	541.002.00	990.005.00	991.056.00
8	35	13,2	57,7	10	967.102.11B	967.602.11B	867.602.11B	791.011.00	541.002.00	990.005.00	991.056.00
9,5	38	14,5	59	10	967.103.11B	967.603.11B	867.603.11B	791.011.00	541.002.00	990.005.00	991.056.00

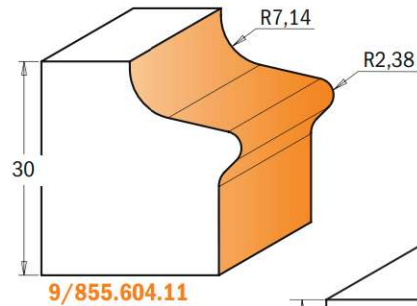
# Finger pull door lip bit



## 8/955.604-606

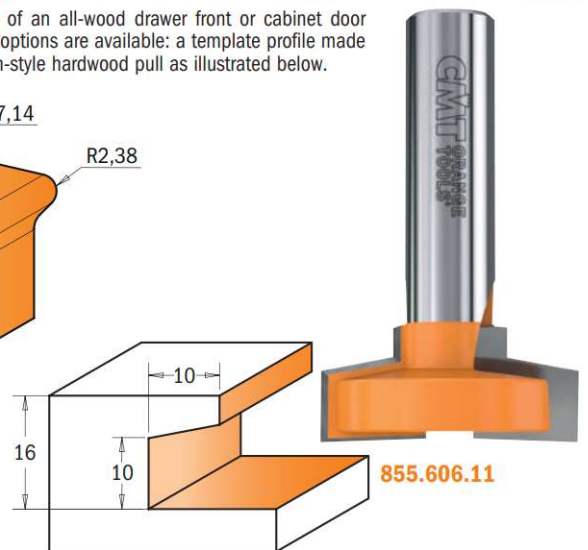


Why interrupt the subtle linearity of an all-wood drawer front or cabinet door with a metal knob or handle? Two options are available: a template profile made directly in the wood or a European-style hardwood pull as illustrated below.



9/855.604.11

Drawings are 1:1 scale



855.606.11

D mm	d mm	I mm	R mm	R1 mm	L mm		ORDER NO. S=Ø12mm	ORDER NO. S=Ø12,7mm
36	16	16			60	10		855.606.11
47,6	22,2	30	7,14	2,38	66,6	10	955.604.11	855.604.11



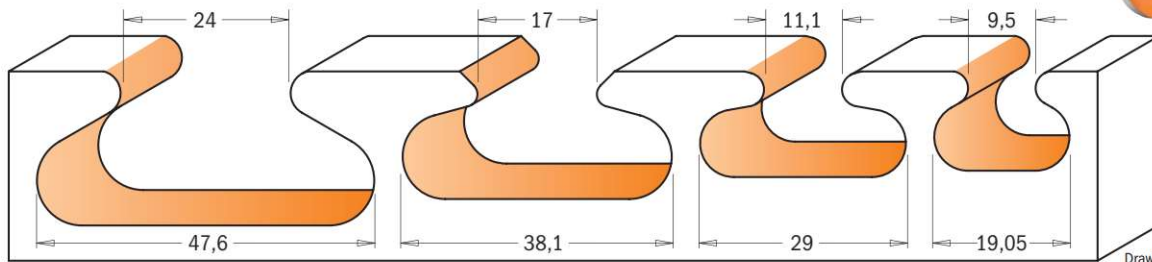
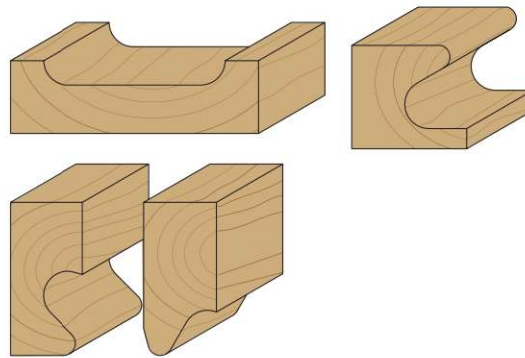
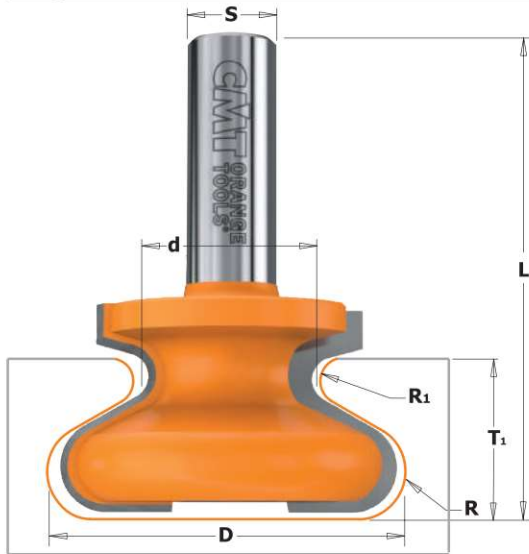
# Finger Pull Bit



**8/955** Darbagaldi & Instrumenti



Why interrupt the subtle linearity of an all-wood drawer front or cabinet door with a metal knob or handle? Use a CMT finger pull bit and make a harmonious wooden handle. Two options are available: a template profile made directly in the wood or a European-style hardwood pull as illustrated below.



Drawings are 1:1 scale

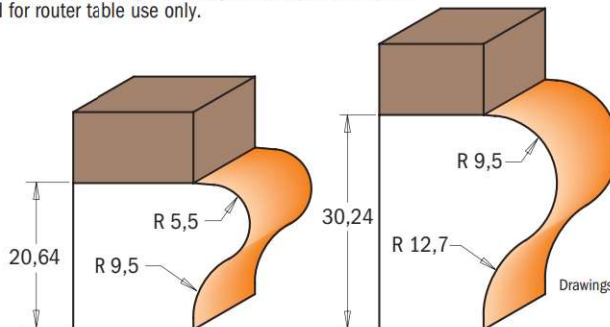
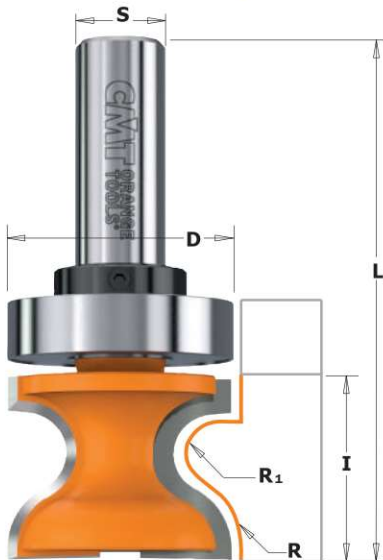
D mm	d mm	T <sub>1</sub> mm	l mm	R mm	R <sub>1</sub> mm	L mm		ORDER NO. S=Ø8mm	ORDER NO. S=Ø12mm	ORDER NO. S=Ø12,7mm
19,05	9,5	14	19,05	4,76	2,4	57,2	10	<b>955.102.11</b>		<b>855.602.11</b>
29	11,1	15	20	4,8	2,3	60	10			<b>855.605.11</b>
38,1	17	18	20,7	6	1,8	55,5	10	<b>955.103.11</b>		
38,1	17	18	20,7	6	1,8	61,8	10			<b>855.603.11</b>
47,6	24	22	28,5	6,35	3,2	66,6	10		<b>955.601.11</b>	<b>855.601.11</b>

# Window Sill & Finger Bits

**8/955.8 - 8/955.8B**



Originally, these profiles were designed for shaping the edges of window sills. Yet, these bits also can be used to create finger pulls on the edges of doors and drawers. These bits are available with top bearings for curved template work or without bearings for straight cuts against a fence. Recommended for router table use only.



Drawings are 1:1 scale

R <sub>1</sub> mm	R mm	D mm	l mm	L mm		ORDER NO. S=Ø12mm	ORDER NO. S=Ø12,7mm
5,5	9,5	31,7	25,4	73	10	<b>955.804.11</b>	<b>855.804.11</b>
9,5	12,7	38,1	35	85,8	10	<b>955.805.11</b>	<b>855.805.11</b>
<b>With Top Bearing</b>							
5,5	9,5	31,7	25,4	73	10	<b>955.804.11B</b>	
5,5	9,5	31,7	25,4	73	10		<b>855.804.11B</b>
9,5	12,7	38,1	35	85,8	10	<b>955.805.11B</b>	
9,5	12,7	38,1	35	85,8	10		<b>855.805.11B</b>

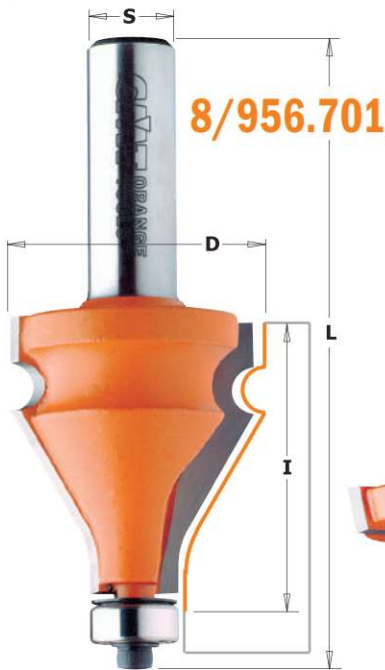
Spare parts			
791.015.00	541.005.00	990.005.00	991.056.00
791.015.00	541.002.00	990.005.00	991.056.00
791.020.00	541.005.00	990.005.00	991.056.00
791.020.00	541.002.00	990.005.00	991.056.00

## Table Edge & Hand Rail Bits

# TBOX

Darbagaldi & Instrumenti

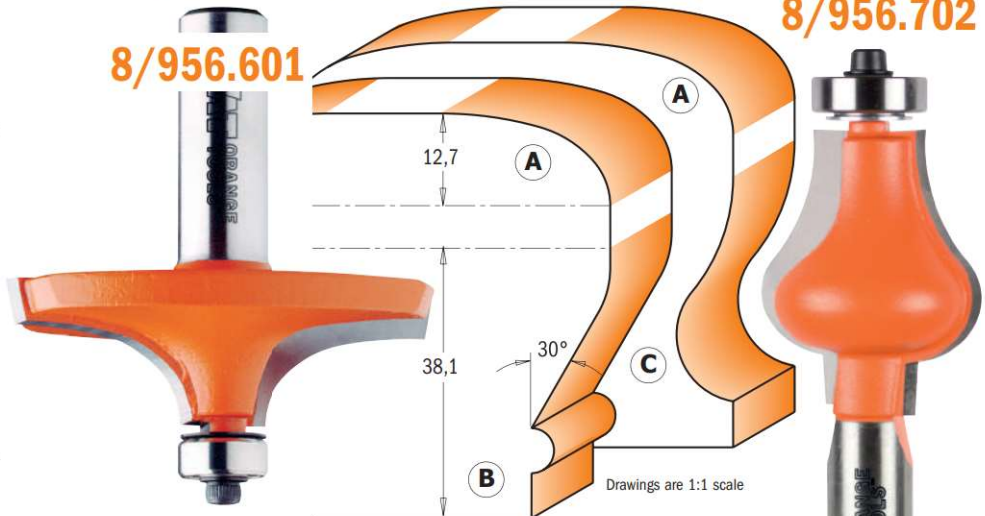
# CMT ORANGE TOOLS®



8/956.701

Turn a small investment into big returns with these CMT bits! These bits guarantee well-proportioned smooth curves, adding a touch of class and creating elegant eye-catching work. CMT hand rail bits feature a 30° bevel edge and a 3.2mm bead that craft beautiful and functional hand rails.

**SAFETY TIPS:** these profile bits remove large amounts of stock and make consistent quantities of dust. We recommend using a vacuum to keep the work area safe.



8/956.601

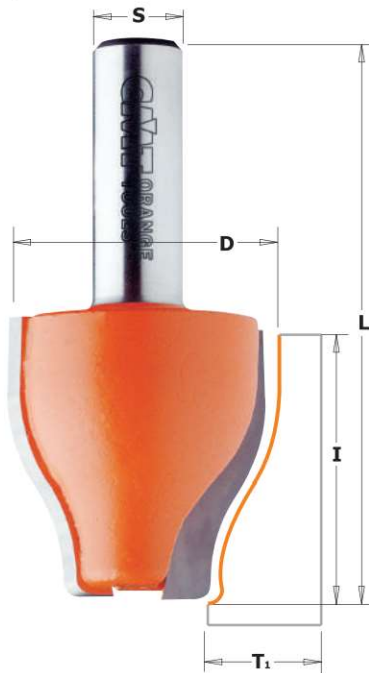
8/956.702

Drawings are 1:1 scale

PROFILE	D mm	I mm	L mm	S	ORDER NO. S=Ø12mm	ORDER NO. S=Ø12,7mm	Spare parts			
							Bearing	Washer	Pin	Hex Key
A	63,5	19	67,9	5	956.601.11	856.601.11	990.423.00	791.003.00	990.058.00	991.057.00
B	35	38	87	10	956.701.11	856.701.11	990.423.00	791.003.00	990.058.00	991.057.00
C	31,7	38,1	87	10	956.702.11	856.702.11	990.423.00	791.018.00	990.058.00	991.057.00

**SHOP TIPS:** undersized bearing to use after resharpening.  
791.063.00 Ø12,5 replace bearing 791.003.00 (Ø12,7) after resharpening

## Vertical Raised Panel Bits



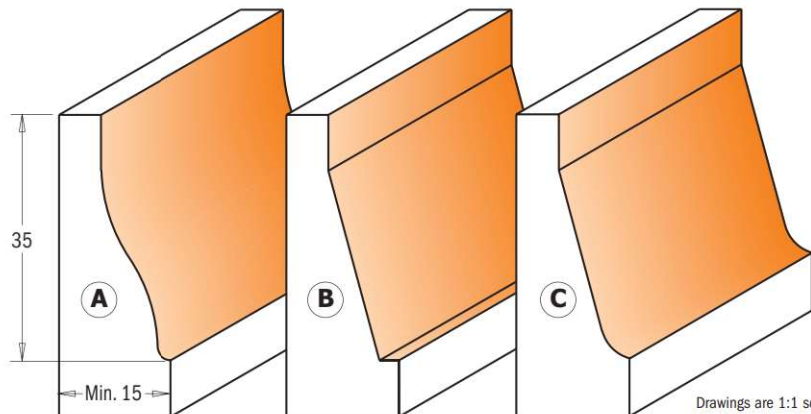
8/990.6



Create raised panel doors and drawer fronts easily and economically by simply putting a CMT vertical raised panel bit in your router\* and a sturdy 90° angle fence on your router table. Studied, designed and crafted with the most sophisticated technology available, these bits are perfected down to the smallest detail. Choose from three vertical profile designs.

\* Recommended for use on routers with a minimum speed of 1,7 KW (2-1/4 HP). Routers as low-powered as 1,1 KW (1-1/2 HP) can be used but we suggest limiting their use to shorter, shallower runs.

**SAFETY TIPS:** the template must be at least 150mm and clamps should be used whenever possible. Three to five passes are recommended to safely and accurately obtain the profile you desire.




Drawings are 1:1 scale

PROFILE	D mm	I mm	T <sub>1</sub> mm	L mm	S	ORDER NO. S=Ø12mm	ORDER NO. S=Ø12,7mm
A	38	38	15 ÷ 18	76,2	10	990.601.11	890.601.11
B	38	38	15 ÷ 18	76,2	10	990.602.11	890.602.11
C	38	38	15 ÷ 18	76,2	10	990.603.11	890.603.11

## Junior Ogee Rail & Stile Set

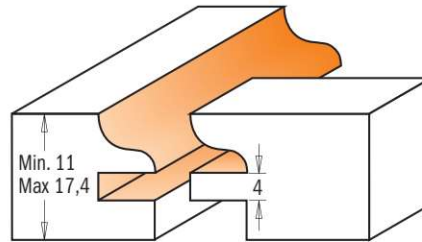
**CMT ORANGE TOOLS**



**8/991.517**



These bits are designed for those special projects that require a smaller panel door. Use these bits with stock from 11,1mm to 17,4mm thick, and build doors as small as 70mm.

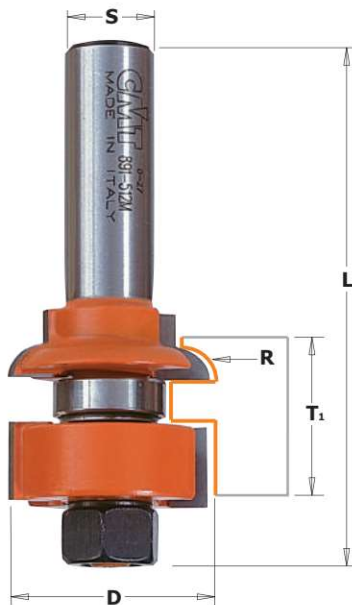


Drawings is 1:1 scale

D mm	T <sub>1</sub> mm	L mm		ORDER NO. S=Ø12mm	ORDER NO. S=Ø12,7mm	Spare parts							
31,75	11 ÷ 17,4	67	5	<b>991.517.11</b>	<b>891.517.11</b>	4mm	6mm			822.008.11	822.009.11	791.025.00	990.020.00

Spare parts  
 541.515.00 0,1mm spacer  
 541.516.00 0,3mm spacer  
 541.518.00 1,0mm spacer

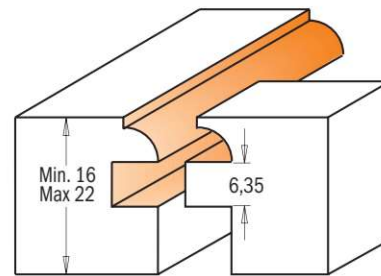
## Rail & Stile Set



**8/991**



Designed for fine furniture construction, these bits mill a delicate 4,75mm thumb-nail profile in stock from 15,8mm to 20,6mm.



Drawings is 1:1 scale

D mm	T <sub>1</sub> mm	R mm	L mm		ORDER NO. S=Ø8mm	ORDER NO. S=Ø12,7mm	Spare parts							
28,7	16 ÷ 22	4,8	79,2	10	<b>991.012.11</b>	<b>891.512.11</b>	6,35mm	10,8mm			822.011.11	822.012.11	791.025.00	990.020.00

Spare parts  
 541.515.00 0,1mm spacer  
 541.516.00 0,3mm spacer  
 541.518.00 1,0mm spacer

**TBOX**

Darbagaldi & Instrumenti

[www.cmtorangetools.com](http://www.cmtorangetools.com)

In our step-by-step example of panel door construction, we used the following:

- CMT Rail & Stile set (item #891.502.11)
- CMT Reverse Glue Joint (item #855.501.11)
- pre-cut to length stiles - 19mm thick x 57mm wide
- pre-cut to length rails - 19mm thick x 57mm wide
- panel - 16mm thick
- scrap stock

The CMT Rail & Stile set was designed ideally for the construction of panel doors from 19mm thick stock, however any variation of size up to 22mm thick can be used. Remember to adjust your measurements and cutting depths according to the wood thickness you use.

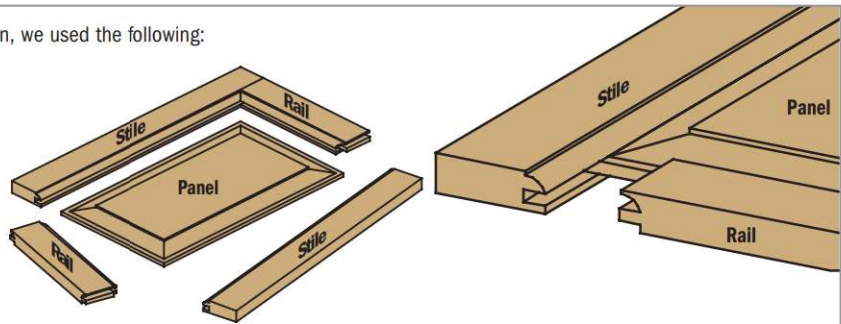


ILLUSTRATION A

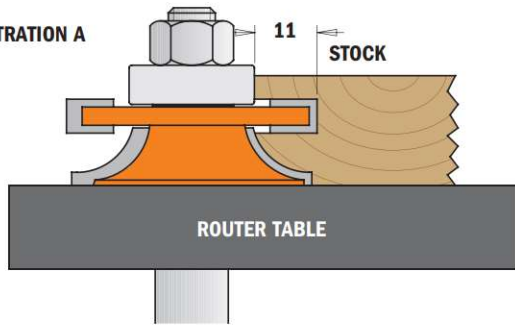
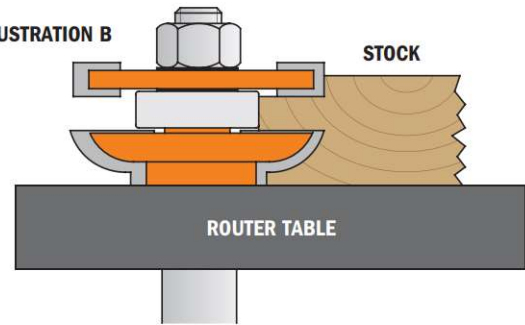


ILLUSTRATION B



### MILLING THE RAILS AND STILES

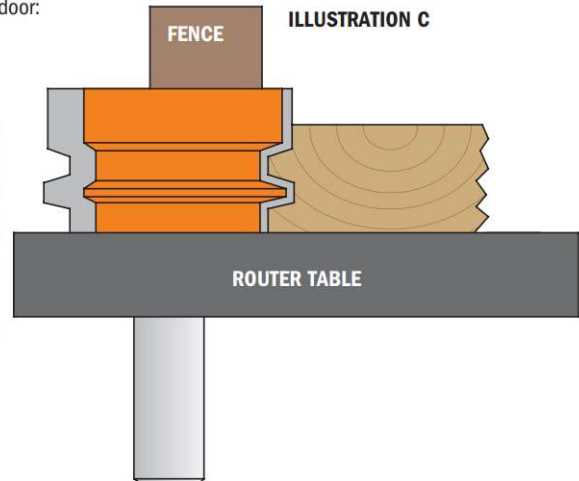
First make trial cuts of the cope profile (rail) and the stick profile (stile) in scrap stock and check the accuracy of the joint. This is extremely important when working at maximum thickness (22mm). Make sure your stock is flat and cut straight with square edges. Using the CMT Stile Bit shown in illustration A, place the stock front face-down on the router table and mill the stick profile in the stile and rail pieces. To mill the rails, use the CMT Rail Bit shown in illustration B, position the rails face-down on the router table and mill the cope profile on the ends. If you are milling cope and stick profiles before cutting the rails and stiles to length, be sure to make the proper calculations before cutting the rails. The stiles are the same length as the door. The rails must be calculated by the following equation (CMT standard tenon length is 22mm):

(total door width - sum of stile widths) + sum of 2 tenons = total rail length  
 therefore, using our example measurements listed above, for a 300mm cabinet door:  
 300mm - 114mm + 22mm = 208mm

### GLUEING UP PANELS

If the panel requires a width greater than the width of your stock, you will need to edge glue stock for the central floating panel. This is accomplished by simply using the CMT Reverse Glue Joint bit. For making a two panel glue joint, place the first panel front face-down on the router table and accurately centre the wood to the bit. Adjust the bit according to the thickness of the wood you are cutting by lining up the cut edge of the wood to the centre point of the bit as illustrated in illustration B and mill the cut edge of the wood. Place the second panel front face up and repeat the milling process. This assures you will have the best side of your stock as a front face. If a third panel is required, mill one cut edge of the piece as instructed above, turn the piece over and run the other edge. Assemble the reverse cut pairs together for beautiful, strong joints that match up perfectly.

ILLUSTRATION C



### MILLING THE FLOATING PANEL

Make trial cuts in scrap stock to create a tongue that fits snugly into the groove in the stile without forcing it. To cut your panel to size be sure to make the proper calculations, taking into account the length of the tongue. The CMT Raised Panel Bit in our example has a standard tongue length of 8mm (The New CMT Raised Panel Bit profile has a 9,5mm tongue).

Use the following equation:

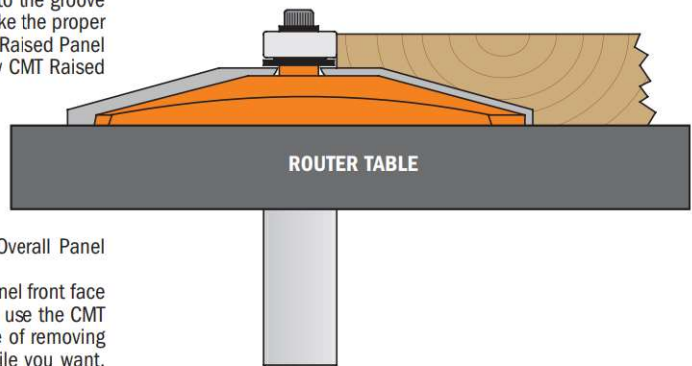
$$(\text{Total door length} - \text{Sum of Stile widths}) + \text{Sum of 2 Tongues} = \text{Overall Panel Length}$$

Therefore, using our example, measurements listed above for a 600mm long cabinet door: (600 - 114) + 16mm = 502mm

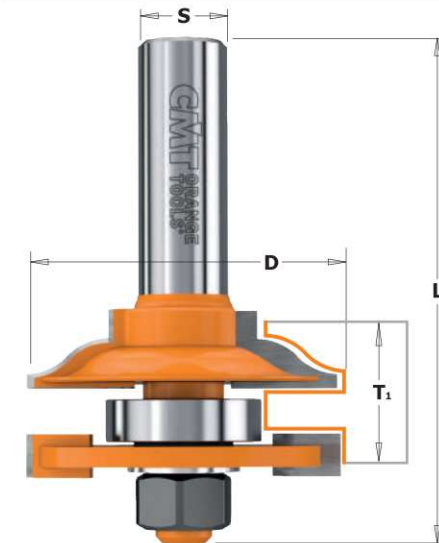
And accordingly:

$$(\text{Total door width} - \text{Sum of Stile widths}) + \text{Sum of 2 Tongues} = \text{Overall Panel Width}$$

Once the panel has been cut to proper dimensions, position the panel front face side down on the router table tongue as shown in illustration C and use the CMT Raised Panel Bit to mill the tongue. ATTENTION: this bit is capable of removing large amounts of stock. To safely and effectively produce the profile you want, we suggest making several shallow passes. It can be dangerous to try to mill the entire profile in a single run.



# Rail & Stile Sets



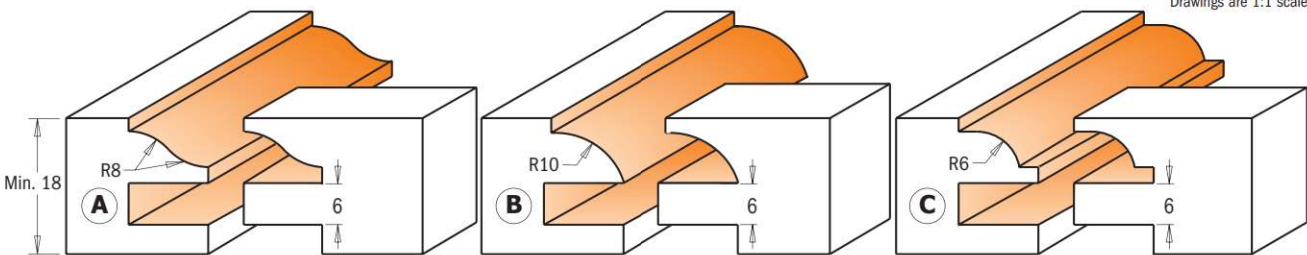
8/991



A well constructed door will bear the mark of a perfect joint: clean, precise and well-crafted for strength. The CMT male-female rail and stile sets are a perfect pair for this particular project.

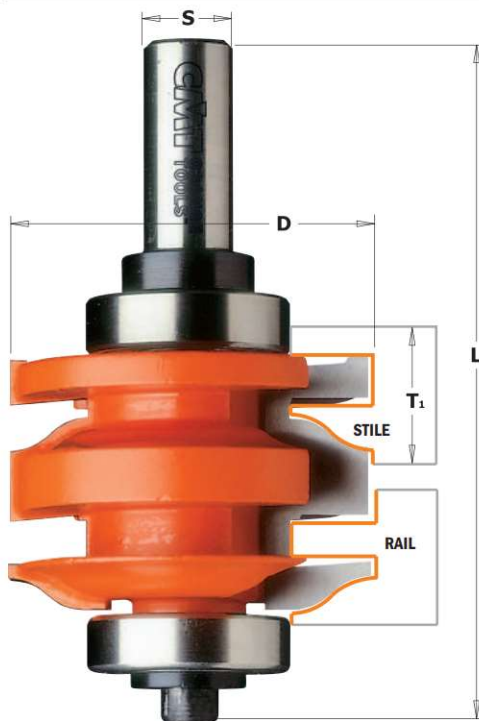
Made to our specifications, they match perfectly unlike the approximative results offered by standard reversible cutters.

Choose the style of CMT rail and stile set that best suits your needs and create smooth, perfect joints in hard and soft woods with accuracy and speed. Perfect for working in stock from 18mm to 22mm. See chart and illustrations below for profile options available.



Drawings are 1:1 scale

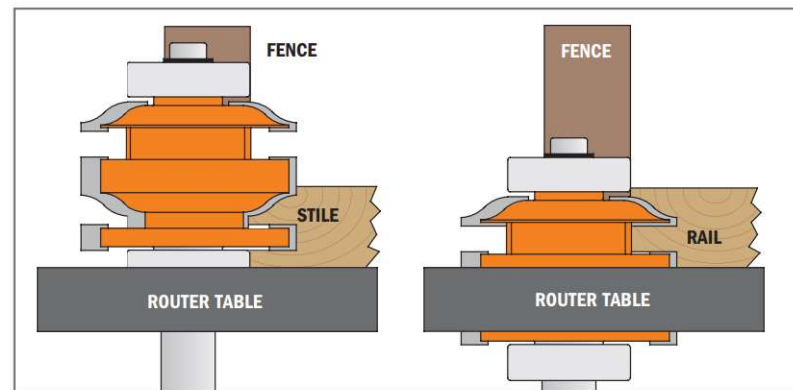
PROFILE	D mm	L mm	T <sub>1</sub> mm	Box	ORDER NO. S=Ø8mm	ORDER NO. S=Ø12mm	ORDER NO. S=Ø12,7mm	Spare parts					
								822.003.11	791.012.00	541.515.00	514.516.00	990.407.00	990.020.00
A	44,4	71	18 ÷ 22	5	<b>991.001.11</b>	<b>991.501.11</b>	<b>891.501.11</b>	822.003.11	791.012.00	541.515.00	514.516.00	990.407.00	990.020.00
B	44,4	71	18 ÷ 22	5		<b>991.502.11</b>	<b>891.502.11</b>	822.003.11	791.012.00	541.515.00	514.516.00	990.407.00	990.020.00
C	44,4	71	18 ÷ 22	5		<b>991.503.11</b>	<b>891.503.11</b>	822.003.11	791.012.00	541.515.00	514.516.00	990.407.00	990.020.00



8/991.521

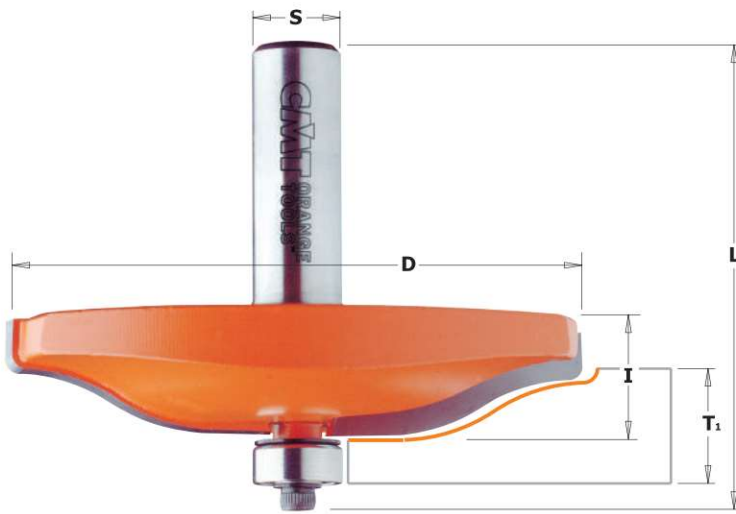


The most innovative bit for the construction of furniture doors and drawers. The new CMT One-Piece Rail and Stile Bit represents the union of two cutters in one bit. By simply adjusting the height of the bit, you can cut two perfectly joining profiles with no wasted time or effort moving the fence or changing the bit. Save time and money by investing in one single CMT bit. Suitable for stock ranging from 18mm to 22.2mm in thickness.



PROFILE	D mm	L mm	T <sub>1</sub> mm	Box	ORDER NO. S=Ø12mm	ORDER NO. S=Ø12,7mm	Spare parts						
							791.027.00	541.002.00	990.005.00	991.056.00	541.551.00	990.010.00	991.064.00
A	50,87	96	18 ÷ 22	10		<b>891.521.11</b>	791.027.00	541.002.00	990.005.00	991.056.00	541.551.00	990.010.00	991.064.00
A	50,87	96	18 ÷ 22	10	<b>991.521.11</b>		791.027.00	541.005.00	990.005.00	991.056.00	541.551.00	990.010.00	991.064.00

# Raised Panel Bits



## 8/990

We offer you the traditional approach to panel construction with the CMT raised panel bit. Make classic raised panel doors as shown in the profiles below.

These raised panel bits have carbide-faced cutting edges and are equipped with our anti-kickback design and orange non-stick coating to further improve safety when working with larger diameter bits.

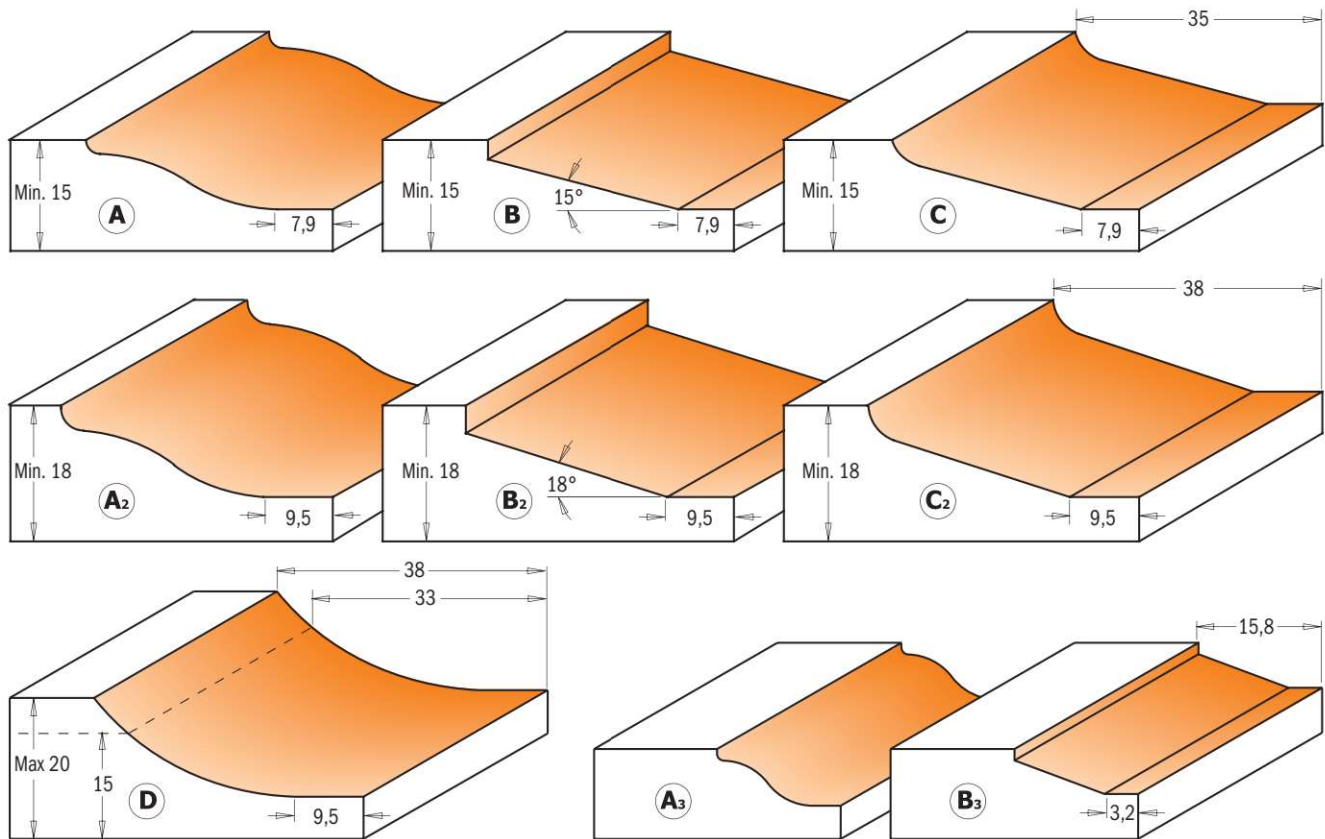
**SAFETY TIPS:** Horizontally employed bits should be used at a lower speed, between 10,000 and 12,000 RPMs.

Three to five passes are recommended to safely and accurately obtain the profile you desire.

To be used on jigs with at least 1,7 KW (2-1/4 HP).



Darbagnaldi & Instrumenti



Drawings are 1:1 scale

PROFILE	D mm	I mm	L mm	T <sub>1</sub> mm		ORDER NO. S=Ø8mm	ORDER NO. S=Ø12mm	ORDER NO. S=Ø12,7mm	Spare parts							
A	82,5	15	63,8	15 ÷ 18	5		<b>990.501.11</b>	<b>890.501.11</b>					990.423.00	791.003.00	990.058.00	991.057.00
B	82,5	15	63,8	15 ÷ 18	5		<b>990.502.11</b>	<b>890.502.11</b>	990.423.00	791.003.00	990.058.00	991.057.00	990.423.00	791.003.00	990.058.00	991.057.00
C	82,5	15	64,6	15 ÷ 18	5		<b>990.503.11</b>	<b>890.503.11</b>	990.423.00	791.003.00	990.058.00	991.057.00	990.423.00	791.003.00	990.058.00	991.057.00
A <sub>2</sub>	89	15	64,6	18 ÷ 20	5		<b>990.504.11</b>	<b>890.504.11</b>	990.423.00	791.003.00	990.058.00	991.057.00	990.423.00	791.003.00	990.058.00	991.057.00
B <sub>2</sub>	89	15	64,6	18 ÷ 20	5		<b>990.505.11</b>	<b>890.505.11</b>	990.423.00	791.003.00	990.058.00	991.057.00	990.423.00	791.003.00	990.058.00	991.057.00
C <sub>2</sub>	89	15	64,6	18 ÷ 20	5		<b>990.506.11</b>	<b>890.506.11</b>	990.423.00	791.003.00	990.058.00	991.057.00	990.423.00	791.003.00	990.058.00	991.057.00
D	89	15	64,6	15 ÷ 20	5		<b>990.507.11</b>	<b>890.507.11</b>	990.423.00	791.003.00	990.058.00	991.057.00	990.423.00	791.003.00	990.058.00	991.057.00
A <sub>3</sub>	47,6	9,5	58,1	12,7 ÷ 15	10	<b>990.011.11</b>			990.423.00	791.003.00	990.058.00	991.057.00	990.423.00	791.003.00	990.058.00	991.057.00
B <sub>3</sub>	47,6	9,5	58,1	12,7 ÷ 15	10	<b>990.012.11</b>		<b>890.512.11</b>	990.423.00	791.003.00	990.058.00	991.057.00	990.423.00	791.003.00	990.058.00	991.057.00

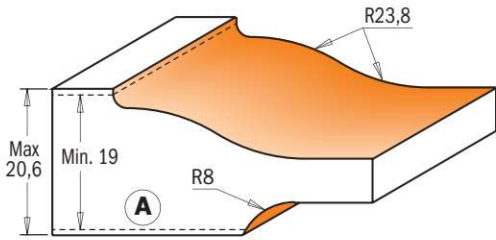

# Raised Panel Bit with Back Cutter



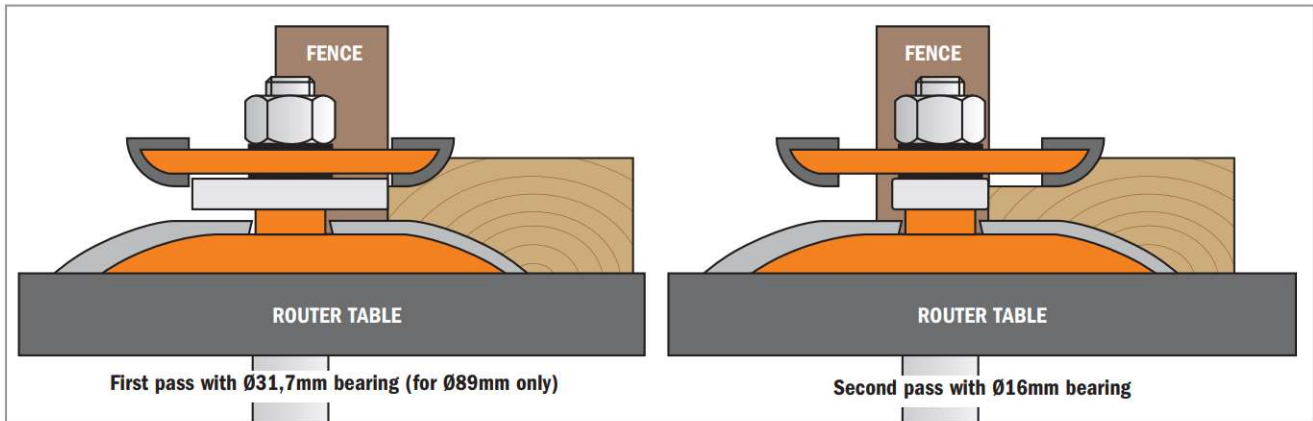
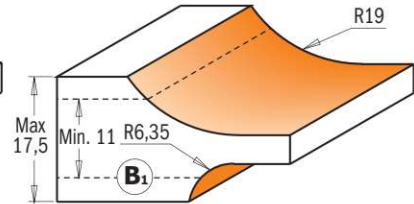
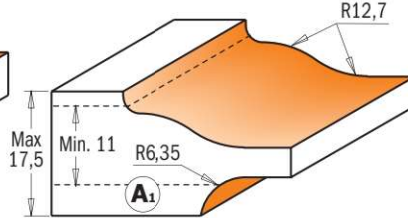
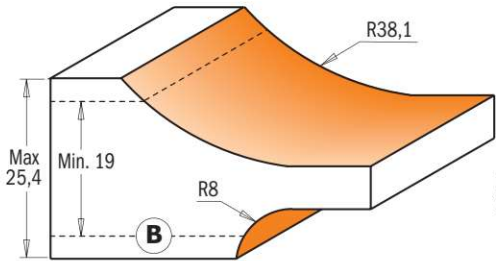
**8/990.5**



These bits have a back-cutter which allows the routing of both the front and back of the panel in the same cut. An additional 31.7mm diameter bearing ensures increased safety by allowing you to make two shallow passes (only for Ø89mm).



Drawings are 1:1 scale



PROFILE	D mm	T <sub>1</sub> mm	L mm	Box	ORDER NO. S=Ø12mm	ORDER NO. S=Ø12,7mm	Spare parts			
							822.007.11	791.025.00	791.033.00	990.020.00
A	89	19 - 20,6	78,1	5	<b>990.524.11</b>	<b>890.524.11</b>	822.007.11	791.025.00	791.033.00	990.020.00
B	89	19 - 25,4	78,1	5	<b>990.527.11</b>	<b>890.527.11</b>	822.007.11	791.025.00	791.033.00	990.020.00
A <sub>1</sub>	63,5	11,1 - 17,5	70	5	<b>990.534.11</b>	<b>890.534.11</b>	822.010.11	791.025.00		990.020.00
B <sub>1</sub>	63,5	11,1 - 17,5	70	5	<b>990.537.11</b>	<b>890.537.11</b>	822.010.11	791.025.00		990.020.00

Spare parts	541.515.00	0,1mm spacer	541.518.00	1,0mm spacer
	541.516.00	0,3mm spacer	990.407.00	Shield conical

# Stile & Panel Router Bits



Darbagaldi & Instrumenti

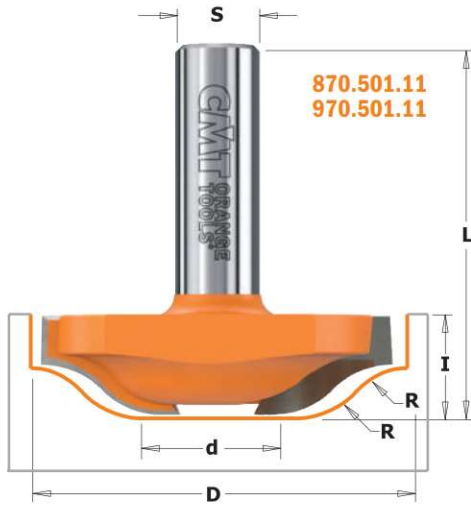


## 8/970

These bits can be used for decorative work on solid wood panels and MDF materials. Use them in one pass or in combination with CMT's MDF panel bits for complex and intricate profiles. A simple approach for an elegant appearance.

Featuring large cutting diameters and available in the most popular profiles, these panel bits guarantee excellent performance.

### PANEL BITS



870.501.11  
970.501.11



870.502.11  
970.502.11

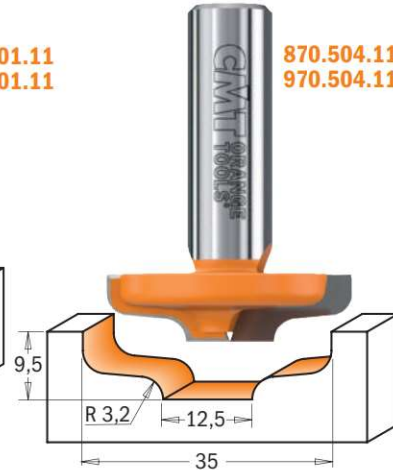


870.503.11  
970.503.11

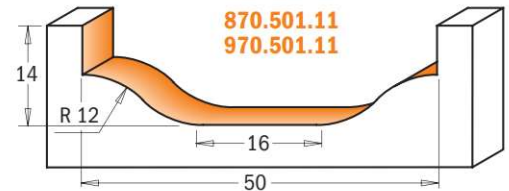
### STILE BITS



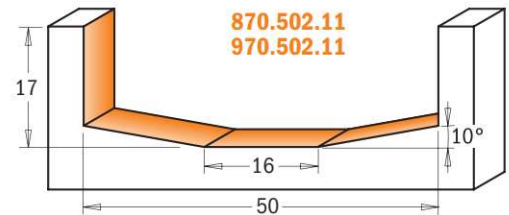
870.101.11  
970.101.11



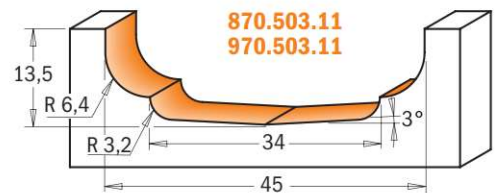
870.504.11  
970.504.11



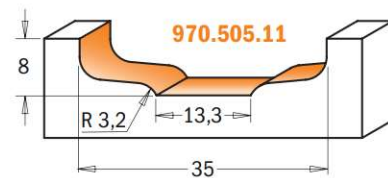
870.501.11  
970.501.11



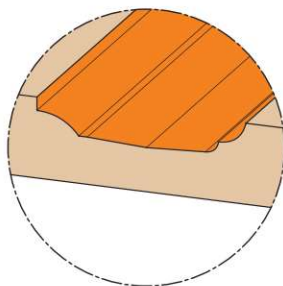
870.502.11  
970.502.11



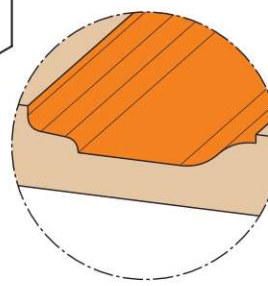
870.503.11  
970.503.11



970.505.11



8/970.503.11  
+  
8/970.101.11



8/970.501.11  
+  
8/970.504.11

Drawings are 1:1 scale

D mm	d mm	I mm	R mm	A	L mm		ORDER NO. S=Ø8mm	ORDER NO. S=Ø12mm	ORDER NO. S=Ø12,7mm
25	6	8	12		39,8	10	<b>970.101.11</b>		<b>870.101.11</b>
50	16	14	12		52,1	10		<b>970.501.11</b>	<b>870.501.11</b>
50	16	17		10°	55,1	10		<b>970.502.11</b>	<b>870.502.11</b>
45	34	13,5	3,2 - 6,4	3°	51,6	10		<b>970.503.11</b>	<b>870.503.11</b>
35	12,5	9,5	3,2		47,6	10		<b>970.504.11</b>	<b>870.504.11</b>
35	13,3	8	3,2		46	10		<b>970.505.11</b>	




# 3-Flute Slot Cutter for STRIPLOX™ Mini

new

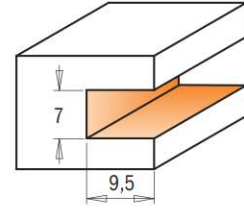
**CMT ORANGE TOOLS®**

HW Z3 RH



**823.371**

New CMT cutter for Striplox Mini connectors. These connectors are invisible joiner suited to everyday builds, custom cabinets, wood joints and any piece of cabinetry, furniture or design application. They produce a tight and strong joint either in a permanent or reversible configuration making them perfectly suited for commercial, domestic and architectural furniture, kitchen, bathroom and wardrobe closets, cabinetry, commercial fit-outs plus many more applications.



Drawings are 1:1 scale



I mm	D mm	H mm	L mm	Box	ORDER NO.
7	47,6	9,5	65	10	S=Ø6,35mm <b>823.371.11A</b>

Spare parts

791.030.00	823.340.11	990.055.00	991.067.00

Spare parts

541.515.00	0,1mm spacer
541.516.00	0,3mm spacer
541.517.00	0,5mm spacer

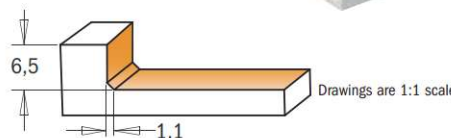

# Solid Surface Counter-Top Trim Router Bits

new

**822.034**

HW Z6 RH

Create extra-smooth shallow recesses in countertops with this 6-wing tool. The radiused cutting tips produce an edge that's easy on the fingers and simple to clean. Use in a handheld router.



**TBOX**  
Darbagaldi & Instrumenti

D mm	I mm	L mm	Box	ORDER NO.	ORDER NO.
52	6,5	83,5	5	S=Ø12mm <b>922.034.11</b>	S=Ø12,7mm <b>822.034.11</b>

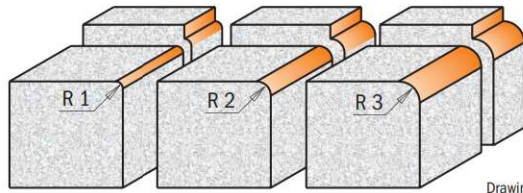
# Solid Surface Rounding Over Bits



## 7/8/938 - 8/980.5



Use these bits to create a traditional roundover edge on solid surface countertops. Equipped with a non-marring Delrin® bearing to protect the finished edges. For use on hand-held portable routers.



Drawings are 1:1 scale



### APPLICATION

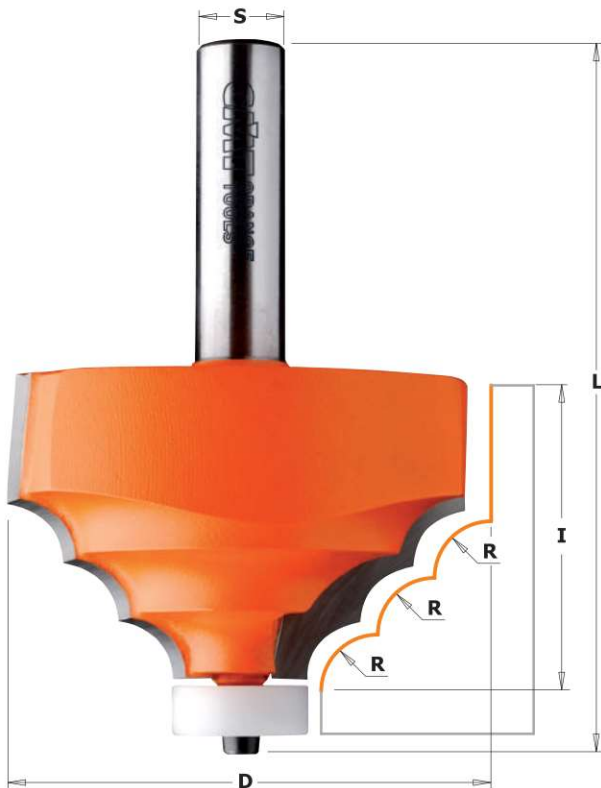
Wilsonart®  
Gibraltar®  
Corian®  
Surell®  
Fountainhead®  
Avonite®  
Formica®  
Etc.



R mm	D mm	I mm	L mm	Box	ORDER NO. S=Ø6mm	ORDER NO. S=Ø6,35mm	ORDER NO. S=Ø8mm	ORDER NO. S=Ø12mm	ORDER NO. S=Ø12,7mm	Spare parts		
1	14,7	10	51	10		<b>838.147.11</b>	<b>938.147.11</b>					
2	16,7	12,7	52,5	10	<b>738.167.11</b>		<b>938.167.11</b>			990.422.00	791.044.00	990.058.00
3	18,7	12,7	54	10	<b>738.187.11</b>		<b>938.187.11</b>			990.422.00	791.044.00	990.058.00
3,2	19,05	12,7	59,5	10				<b>980.501.11</b>	<b>880.501.11</b>	990.422.00	791.044.00	990.058.00
6,35	25,4	12,7	59,5	10				<b>980.502.11</b>	<b>880.502.11</b>	990.422.00	791.044.00	990.058.00
8	28,7	15	62,5	10				<b>980.505.11</b>	<b>880.505.11</b>	990.422.00	791.044.00	990.058.00
9,5	31,75	14	61	10				<b>980.503.11</b>	<b>880.503.11</b>	990.422.00	791.044.00	990.058.00
12,7	38,1	19,05	66	10				<b>980.504.11</b>	<b>880.504.11</b>	990.422.00	791.044.00	990.058.00

Spare parts 991.057.00 3/32" hex key

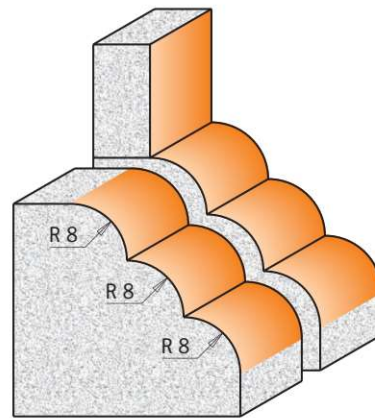
# Solid Surface Decorative Edge Profile Bits



## 8/980.521



Create elegant countertops with flawless results. Features a non-marring Delrin® bearing to protect the finished edges. For use on hand-held portable routers.



Drawings are 1:1 scale

### APPLICATION

Wilsonart®  
Gibraltar®  
Corian®  
Surell®  
Fountainhead®  
Avonite®  
Formica®  
Etc.

D mm	I mm	R mm	L mm	Box	ORDER NO. S=Ø12mm	ORDER NO. S=Ø12,7mm	Spare parts		
66,7	41,3	8	89,8	5	<b>980.521.11</b>	<b>880.521.11</b>			
							791.046.00	990.058.00	991.057.00

# Solid Surface Rounding Over Bowl Bits

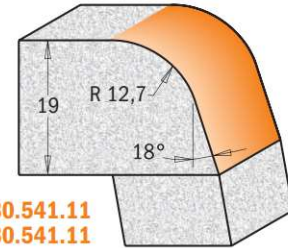


**8/966.601/602**  
**8/980.541**



These bits are the best tool for rounding over and trimming countertop edges after the bowl is mounted. Can be used together with the CMT 880.551.11 bevel cutter for a flush cut-out between the countertop and the installed undermount bowl. For use on hand-held routers. Features a non-marring Delrin® bearing to protect the finished edges.

The special angled Delrin® sleeve on the bearing of the CMT bevel cutter lets you work without leaving marks on the work-piece. Trims and shapes all wood and wood materials. Perfect for kitchen and bathroom countertop work.

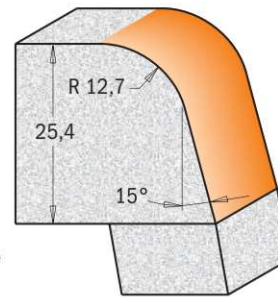
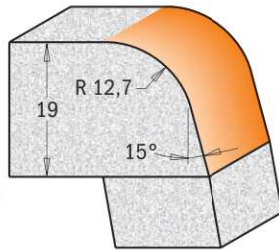


**880.541.11**  
**980.541.11**

Drawings are 1:1 scale

**APPLICATION**  
Wilsonart®  
Gibraltar®  
Corian®  
Surell®  
Fountainhead®  
Avonite®  
Formica®  
Etc.

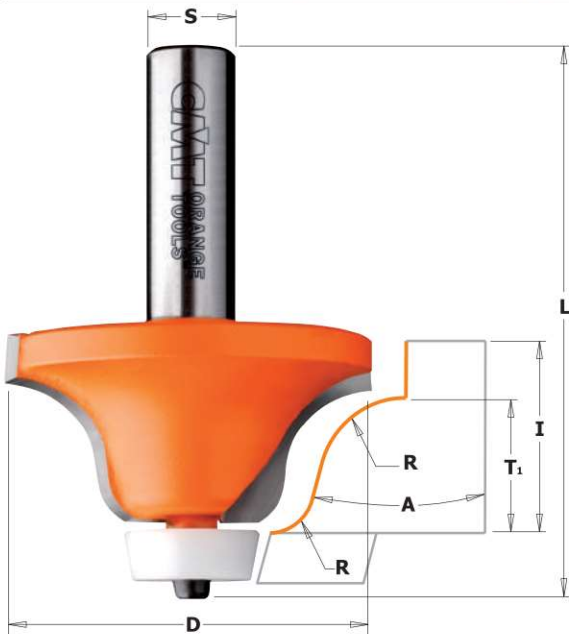
**966.601.11**  
**866.601.11**



**966.602.11**  
**866.602.11**

A	D mm	T <sub>1</sub> mm	I mm	R mm	L mm		ORDER NO. S=∅12mm	ORDER NO. S=∅12,7mm	Spare parts		
15°	50,8	19	25,4	12,7	74,9	10	<b>966.601.11</b>	<b>866.601.11</b>			
15°	50,8	25,4	31,75	12,7	81,3	10	<b>966.602.11</b>	<b>866.602.11</b>	791.041.00	990.058.00	991.057.00
18°	54	19	25,4	12,7	78,1	10	<b>980.541.11</b>	<b>880.541.11</b>	791.041.00	990.058.00	991.057.00

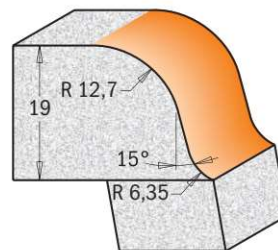
# Solid Surface Rounding Over Bowl Bit (ogee profile)



**8/980.542**



These bits roundover and trim the countertop edges after the bowl is mounted. Can be used with the CMT 880.551.11 bevel cutter for a flush cut-out between the countertop and installed undermount bowl. For use on hand-held portable routers. Features a non-marring Delrin® bearing to protect the finished edges.




Drawing is 1:1 scale

**APPLICATION**  
Wilsonart®  
Gibraltar®  
Corian®  
Surell®  
Fountainhead®  
Avonite®  
Formica®  
Etc.

A	D mm	T <sub>1</sub> mm	I mm	R mm	L mm		ORDER NO. S=∅12mm	ORDER NO. S=∅12,7mm	Spare parts		
15°	54	19	25,4	6,35-12,7	77,6	10	<b>980.542.11</b>	<b>880.542.11</b>			
									791.041.00	990.058.00	991.057.00

## Solid Surface Bevel Bowl Bits

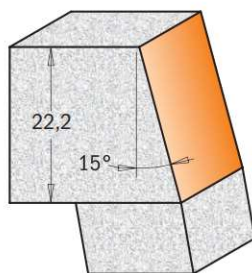


**8/966.501 - 8/980.551**

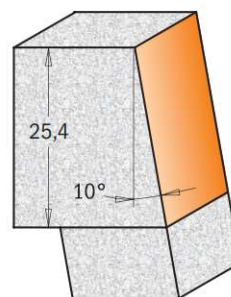


These bits are designed for undermount applications joining the countertops and sink bowls with a 10° beveled edge. Can be used with the 880.541.11 and 880.542.11 for complete undermount applications. For use on hand-held routers. Features a non-marring Delrin® bearing to protect the finished edges.

Special angled Delrin® sleeve on the bearing of the CMT bevel cutter lets you work without leaving marks on the workpiece. Trims and shapes all wood and wood materials. Perfect for kitchen and bathroom counter top work.



**866.501.11**  
**966.501.11**






**880.551.11**  
**980.551.11**

**APPLICATION**

Wilsonart®  
Gibraltar®  
Corian®  
Surell®  
Fountainhead®  
Avonite®  
Formica®  
Etc.

Drawings are 1:1 scale

A	D mm	I mm	L mm		ORDER NO. S=Ø12mm	ORDER NO. S=Ø12,7mm	Spare parts
15°	31,7	22,2	72		<b>966.501.11</b>	<b>866.501.11</b>	 791.041.00
10°	28,5	25,4	77		<b>980.551.11</b>	<b>880.551.11</b>	 990.058.00  991.057.00

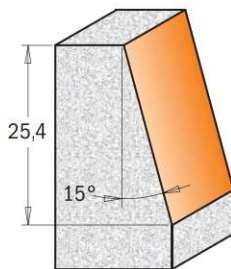
## Solid Surface Bevel Bit



**8/981.521**



Edge profile bit designed to create a 15° beveled edge on solid surface countertops. Can also be used for European type topmount installation with sinks and bowls. For use on hand-held portable routers.



Drawings are 1:1 scale

**APPLICATION**

Wilsonart®  
Gibraltar®  
Corian®  
Surell®  
Fountainhead®  
Avonite®  
Formica®  
Etc.

D mm	d mm	I mm	A	L mm		ORDER NO. S=Ø12mm	ORDER NO. S=Ø12,7mm
23	9,52	25,4	15°	63,5		<b>981.521.11</b>	<b>881.521.11</b>

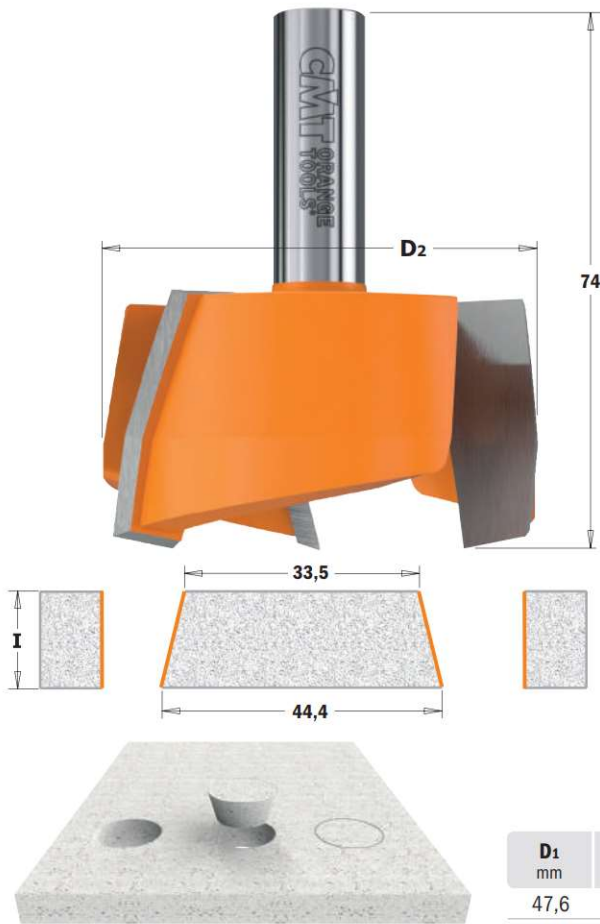
# Solid Surface Cut & Plug Repair Set



**9/881.541**

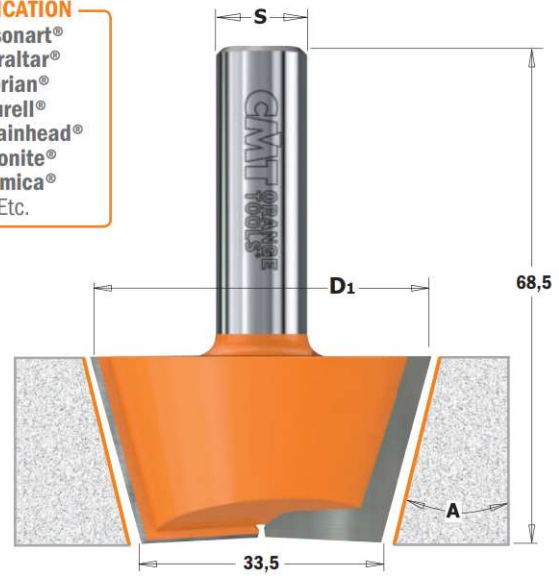


These special carbide-tipped bits work best on solid surfaces or when repairing damaged surfaces. To repair, create the plug with the plug-cutter first, then use the other bit to easily make the hole. Your surfaces will look like new again! For use with hand-held routers or CNC machines.




**APPLICATION**

- Wilsonart®
- Gibraltar®
- Corian®
- Surell®
- Fountainhead®
- Avonite®
- Formica®
- Etc.



D1 mm	D2 mm	I mm	A	L mm		ORDER NO. S=Ø12mm	ORDER NO. S=Ø12,7mm
47,6	63,5	20	15°	68,5-74	5	<b>981.541.11</b>	<b>881.541.11</b>

# 4-Wing Cut Out Slot Cutters for Solid Surfaces



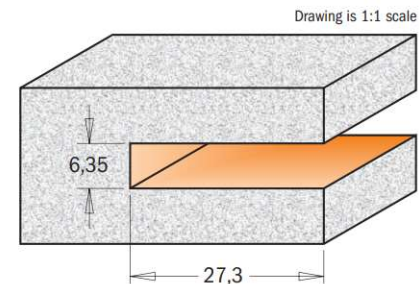
**8/922.033B**



This bit features two tungsten carbide-tipped cutting edges for carving out solid surface undermount bowls. For use on hand-held routers. Bit also equipped with a non-marring Delrin® bearing to protect your surfaces.

**APPLICATION**

- Wilsonart®
- Gibraltar®
- Corian®
- Surell®
- Fountainhead®
- Avonite®
- Formica®
- Etc.



D mm	I mm	H mm	L mm		ORDER NO. S=Ø12mm	ORDER NO. S=Ø12,7mm
92	6,35	27,3	82,5	5	<b>922.033.11B</b>	<b>822.033.11B</b>

**Spare parts**

541.553.00	791.047.00	541.002.00	991.056.00

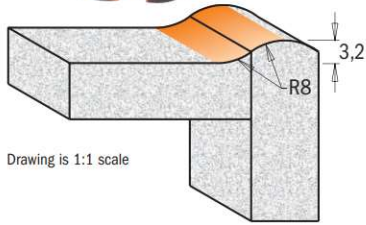

## Solid Surface No-Drip Bit



### 8/981.501

This bit is designed to create "no-drip" edges on kitchen and vanity countertops. Designed for hand-held portable routers on applications where a guide bearing cannot be used. This one bit will cut both the outer and inner profiles creating a slightly raised edge, controlling spilled liquids.

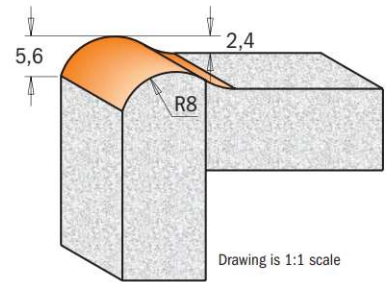
**APPLICATION**  
 Wilsonart®  
 Gibraltar®  
 Corian®  
 Surell®  
 Fountainhead®  
 Avonite®  
 Formica®  
 Etc.



Drawing is 1:1 scale

### 8/980.531

This bit is designed to create "no-drip" edges on kitchen and vanity countertops in a single pass. For use on hand-held routers. Creates a slightly raised edge for controlling spilled liquids. Features a non-marring Delrin® bearing to protect your surfaces.



Drawing is 1:1 scale

D mm	d mm	I mm	I <sub>1</sub> mm	R mm	L mm		ORDER NO. S=Ø12mm	ORDER NO. S=Ø12,7mm	Spare parts		
25,4		12,7	3,2	8	63,5		<b>981.501.11</b>	<b>881.501.11</b>			
25,4	19	22,2	15,87	8	77	10	<b>980.531.11</b>	<b>880.531.11</b>	791.046.00	990.058.00	991.057.00

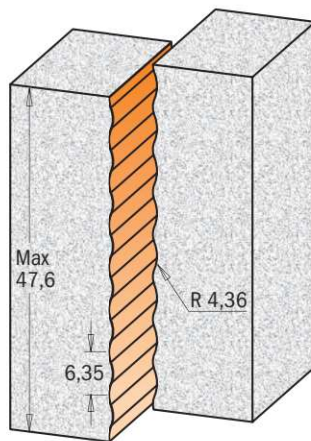
## Solid Surface Wavy Joint Bit



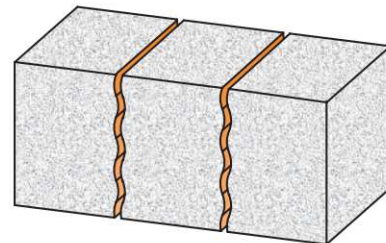
### 8/981.531

These bits are ideal for making strong joints on any solid surface, thanks to a wider surface area for glue application.

**APPLICATION**  
 Wilsonart®  
 Gibraltar®  
 Corian®  
 Surell®  
 Fountainhead®  
 Avonite®  
 Formica®  
 Etc.



Drawings are 1:1 scale



D mm	I mm	R mm	L mm		ORDER NO. S=Ø12mm	ORDER NO. S=Ø12,7mm
15,87	51,5	4,36	89		<b>981.531.11</b>	<b>881.531.11</b>
				10		

# Solid Surface Drainboard Bits



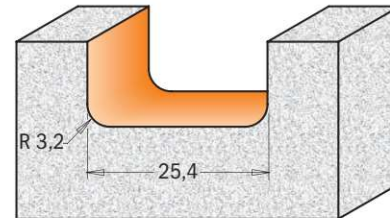
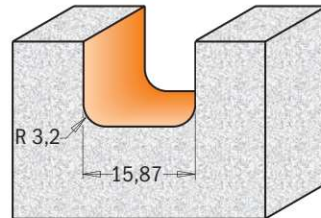
**8/981.511-512**

This bit is ideal for creating custom drainboard patterns in solid surface countertops.  
For use on hand-held portable routers.



Darbagaldi & Instrumenti

**APPLICATION**  
Wilsonart®  
Gibraltar®  
Corian®  
Surell®  
Fountainhead®  
Avonite®  
Formica®  
Etc.



Drawings are 1:1 scale

D mm	I mm	R mm	L mm		ORDER NO. S=Ø12mm	ORDER NO. S=Ø12,7mm
15,87	12,7	3,2	63,5	10	981.511.11	881.511.11
25,4	12,7	3,2	69,8	10	981.512.11	881.512.11

# Solid Surface - Inlay Bits

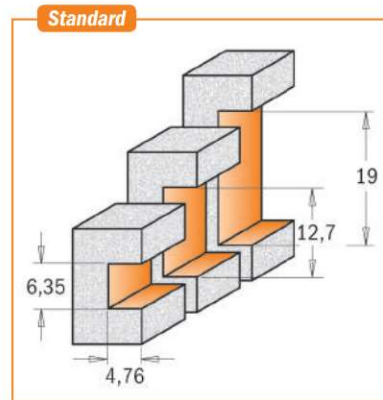


**8/980.511-512-513**

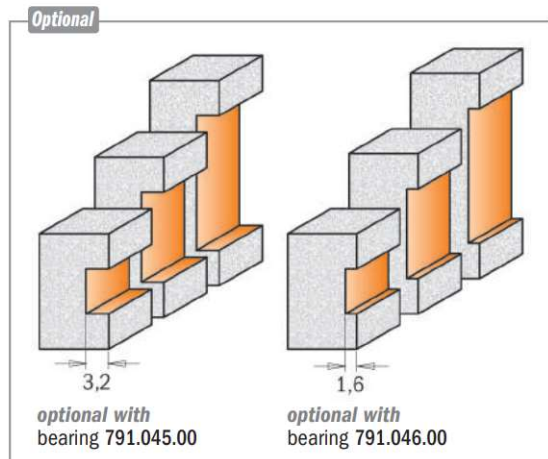
Add a decorative wood, plastic or metal inlay to solid surface countertops.  
Equipped with a non-marring Delrin® bearing to protect the finished edges.  
For use on hand-held portable routers.



**APPLICATION**  
Wilsonart®  
Gibraltar®  
Corian®  
Surell®  
Fountainhead®  
Avonite®  
Formica®  
Etc.



Drawings are 1:1 scale



D mm	I mm	H mm	L mm		ORDER NO. S=Ø12mm	ORDER NO. S=Ø12,7mm	Spare parts
22,2	6,35	4,76	77	10	980.511.11	880.511.11	791.044.00 990.058.00 991.057.00
22,2	12,7	4,76	90	10	980.512.11	880.512.11	791.044.00 990.058.00 991.057.00
22,2	19,05	4,76	90	10	980.513.11	880.513.11	791.044.00 990.058.00 991.057.00

# Solid Surface Sink & Trim Bits



**8/980.57**

Darbagaldi & Instrumenti

Trim a sink cut-out flush with the bowl in stages using these "over-hang" and flush trim bits. The Delrin® bearings are tapered to match the slope of the bowl's side. A first pass with the over-hang bit cleans the cut-out edge, leaving a slight over-hang on the underside of the counter. A second pass with the flush-trim bit completes the operation. Made from super micrograin carbide for guaranteed longer life!

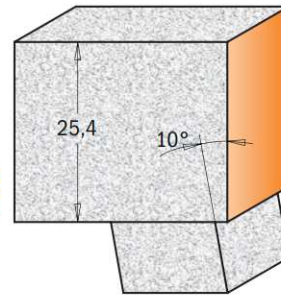
**APPLICATION**

- Wilsonart®
- Gibraltar®
- Corian®
- Surell®
- Fountainhead®
- Avonite®
- Formica®
- Etc.



880.571.11  
980.571.11

Drawings are 1:1 scale



880.572.11  
980.572.11

D mm	I mm	A	L mm		ORDER NO. S=Ø12mm	ORDER NO. S=Ø12,7mm	Spare parts		
19,05	25,4		78	10	980.571.11	880.571.11			
22	25,4	10°	78	10	980.572.11	880.572.11	791.046.00	990.058.00	991.057.00
							791.048.00	990.058.00	991.057.00

# Solid Surface Sink & Trim Bits with Insert Knives



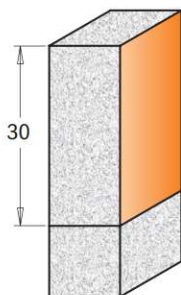
**8/980.56**



Trim a sink cut-out flush with the bowl in stages using these "over-hang" and flush trim bits. The Delrin® bearings are tapered to match the slope of the bowl's side. A first pass with the over-hang bit cleans the cut-out edge, leaving a slight over-hang on the underside of the counter. A second pass with the flush-trim bit completes the operation. Made from super micrograin carbide for guaranteed longer life!

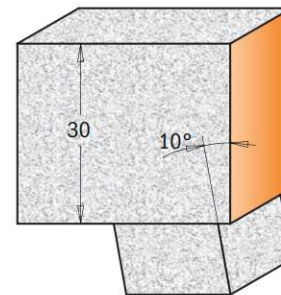
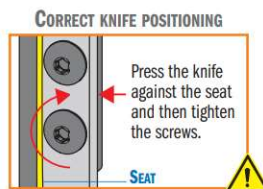
**APPLICATION**

- Wilsonart®
- Gibraltar®
- Corian®
- Surell®
- Fountainhead®
- Avonite®
- Formica®
- Etc.



880.561.11  
980.561.11

Drawing is 1:1 scale



880.562.11  
980.562.11

Drawing is 1:1 scale

D mm	I mm	A	L mm		ORDER NO. S=Ø12mm	ORDER NO. S=Ø12,7mm	Spare parts					
19,05	30		83	10	980.561.11	880.561.11						
22	30	10°	83	10	980.562.11	880.562.11	790.300.03	990.075.00	991.061.00	791.046.00	990.058.00	991.057.00
							790.300.03	990.075.00	991.061.00	791.048.00	990.058.00	991.057.00



## 26-Piece Router Bit Sets

**CMT ORANGE TOOLS**



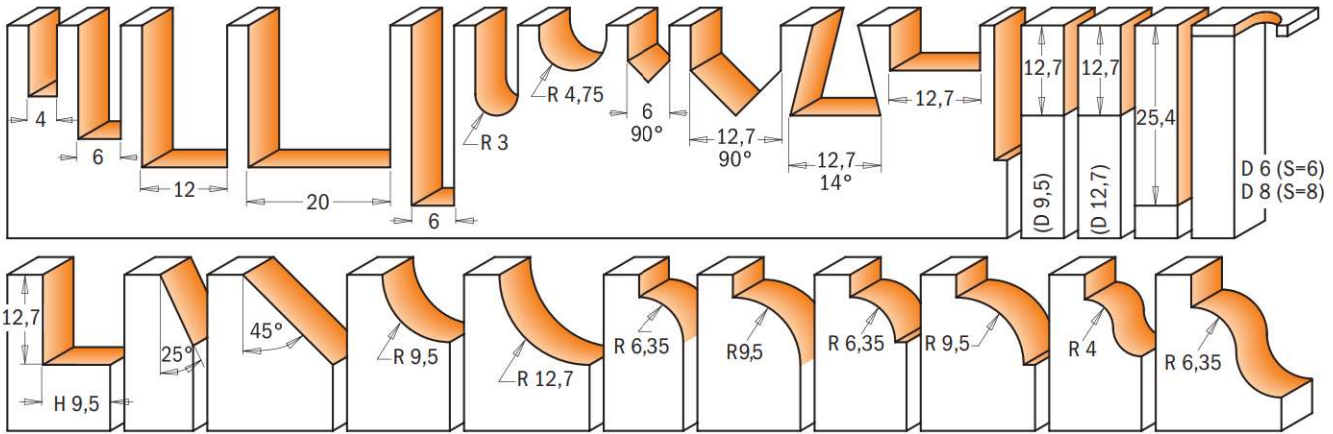
**900.003**

Find a whole workshop in this practical 26-piece router bit set! Offers a wide selection of the most popular tools including straight bits, flush trim bits, dovetail bits, cove bits, ogee bits and so much more. An endless selection of tools to express your wood-working creativity! Ideal for the master craftsman! Available in 6mm to 8mm shank diameters. See chart below for details.



DESCRIPTION	Box	ORDER NO. S=Ø8mm
26-Piece Router Bit Sets	1	<b>900.003.00</b>

Drawings are 1:1 scale



## 15-Piece Router Bit Sets

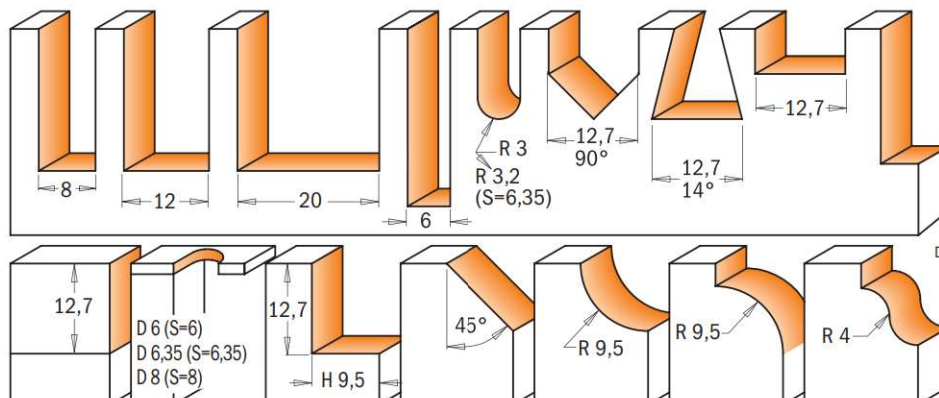


**8/900.001**

CMT's router bit set is the perfect companion for the professional craftsman. This set offers a selection of organized and ready-to-use straight and profile bits. Added value for any woodworker! Each bit is made with Fatigue Proof® steel, micrograin carbide and is coated with orange non-stick PTFE. Comes with a hardwood snap-lock case for safe storage!



DESCRIPTION	Box	ORDER NO. S=Ø6,35mm	ORDER NO. S=Ø8mm
15-Piece Router Bit Sets	1	<b>800.001.00</b>	<b>900.001.00</b>



Drawings are 1:1 scale

## 12-Piece Router Bit Sets

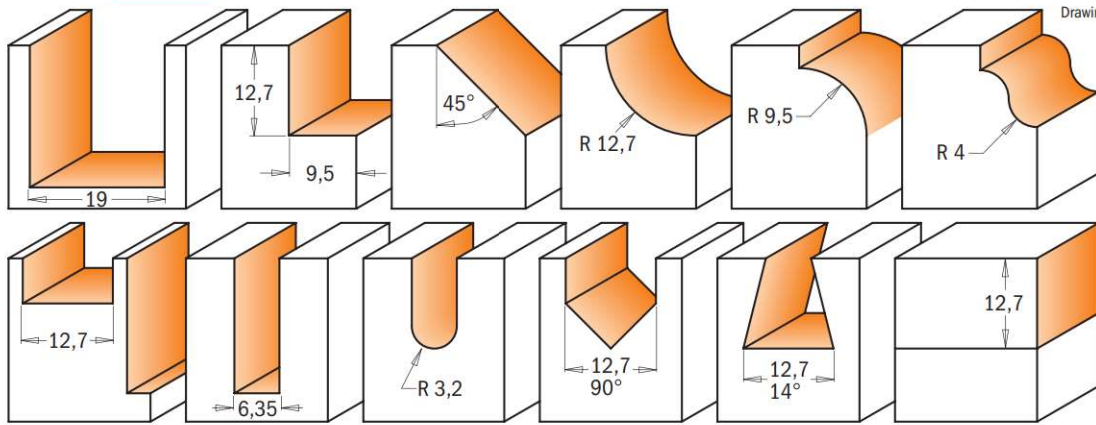


**800.503**



CMT's 12 most frequently used 6.35mm shank router bits assembled in a compact and attractive hardwood case for your convenience! The bits are made with the finest steel and carbide and feature our trademark orange PTFE coating. The perfect case for any professional woodworker!

DESCRIPTION		ORDER NO.
12-Piece Router Bit Sets	1	S=Ø6,35mm <b>800.503.11</b>



Drawings are 1:1 scale

## 13-Piece Router Bit Sets

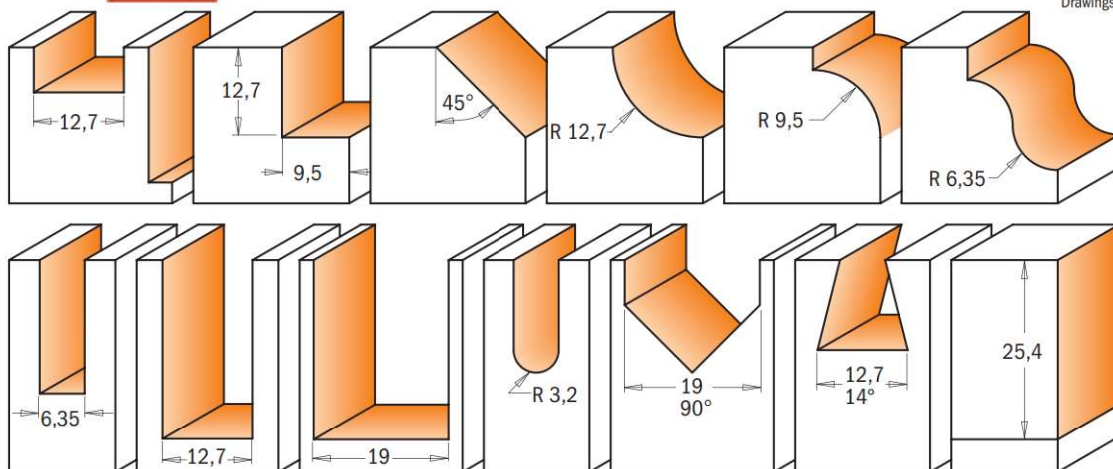


**800.505**



CMT's 13 most frequently used 12.7mm shank router bits assembled in a compact and attractive hardwood case for your convenience! The bits are made with the finest steel and carbide and feature our trademark orange PTFE coating. The perfect case for any professional woodworker!

DESCRIPTION		ORDER NO.
13-Piece Router Bit Sets	1	S=Ø12,7mm <b>800.505.11</b>




Drawings are 1:1 scale


## Divided Light Door Sets

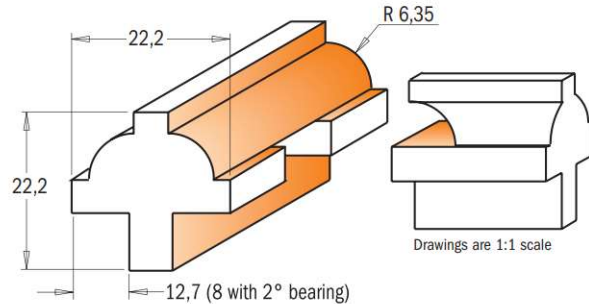


**800.525 - 900.025**

Build authentic divided light doors for fine furniture and cabinets with these 3-piece sets. They include a stuck bit to cut the decorative ovolo profile on the frame edges, a cope to shape the mating profile on the ends of the stock, and a rabbeting bit to cut the recess for the glass. Thanks to the guide bearings, you can also create arches on curved frames. The unique design of the cope bit allows you to use full-length tenons to create strong, authentic mortise-and-tenon joinery. As the stock is coped, the tenon passes over the bit. These sets are designed for 22,2mm wide bars such as those on corner cupboard doors. Available in 8mm and 12,7mm shanks. Instructions included.



DESCRIPTION		ORDER NO. S=Ø8mm	ORDER NO. S=Ø12,7mm
Divided Light Door Sets	1	<b>900.025.11</b>	<b>800.525.11</b>

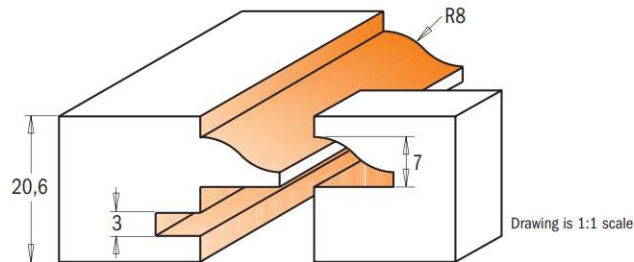



## Glass Panel Sets



**8/955.803**

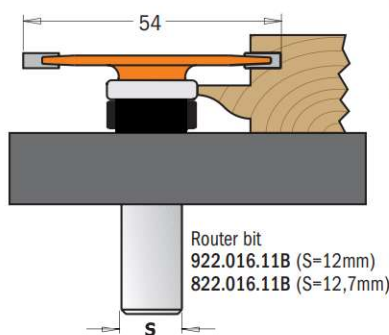
CMT's unique stile and rail router bit sets allow you to produce glass panel doors by using a rubber panel retainers to secure the glass in a 3,2mm slot cut into the frames. These bits work the same as other CMT stile and rail sets, but they leave you with a square rabbet on the inside of your door for installing the glass panel. Available in 12mm and 12,7mm shanks.



DESCRIPTION		ORDER NO. S=Ø12mm	ORDER NO. S=Ø12,7mm
Glass Panel Sets	1	<b>955.803.11</b>	<b>855.803.11</b>

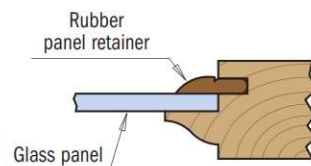
**Optional** GLAS/RTBRN Glass panel retainers 762cm.

### GLASS PANEL RETAINERS



#### HERE'S HOW IT WORKS:

Mill the cope and pattern cuts first, then use the slot cutter to cut the groove for the rubber panel retainer. The edge of the pattern cut will ride on the bearing of the slot cutter bit. When you cut the slot in the rails you can cut the slot the full length of the stock. When you cut the slot in the stiles you need to set up reference points to stop and start the cuts so they are hidden from view on the top and bottom of the doors.



### GLAS/RTBRN

Our unique retainer strips fit perfectly in the slots created by the slot cutter bit and hold your glass securely in the frame. Sold in 762cm. lengths.

## 6-Piece Profile Bit Sets

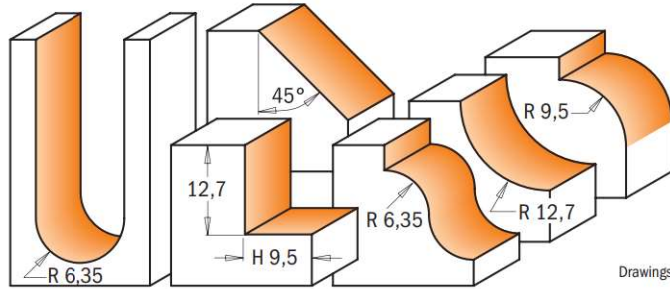


**800.504**



Containing 6 of CMT's most frequently used 12,7mm shank router bits, this compact Italian hardwood case is beautiful and convenient for your woodworking needs. All the bits contained feature the finest steel and carbide, plus CMT's baked-on orange PTFE non-stick coating.

DESCRIPTION	BOXES	ORDER NO. S=Ø12,7mm
6-Piece Router Bit Sets	1	<b>800.504.11</b>



Drawings are 1:1 scale

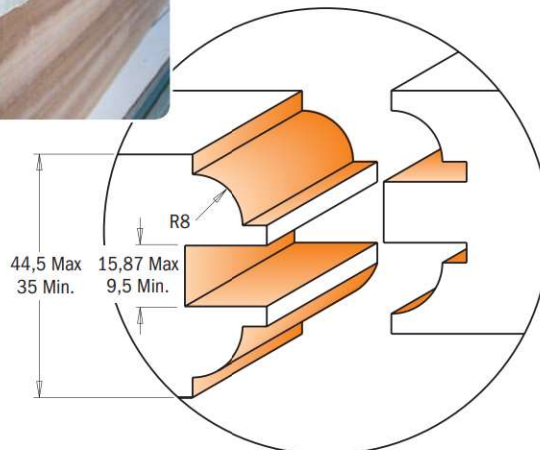

## Entry & Interior Door Router Bit Set



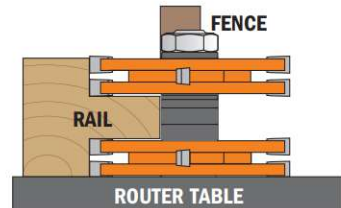
**8/900.527**



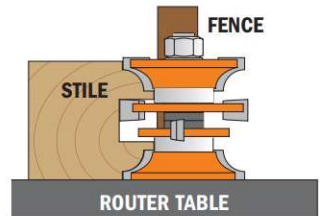
This CMT three-piece router bit set simplifies door construction, making it easy as 1-2-3! In fact this is a multifunctional set for door and furniture makers, building entry or passage doors and any furniture tenons. The tenon cutter included in the set, produces a beefy 27mm long tenon. Along with the cope cutter, this means you can craft long and strong tenons with minimum setup. As an extra bonus, the tenon cutter can be used for making furniture requiring tenons anywhere from 4.7mm to 16mm in thickness.



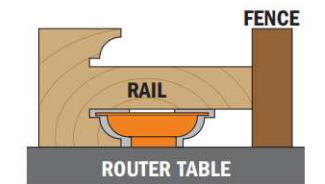
### Entry & interior door construction Easy as 1, 2, 3!



**Step 1.** Cut the tenon into the rails



**Step 2.** Cut the groove and door profile in pieces.



**Step 3.** Undercut the tenons to cope the ends of the rails.

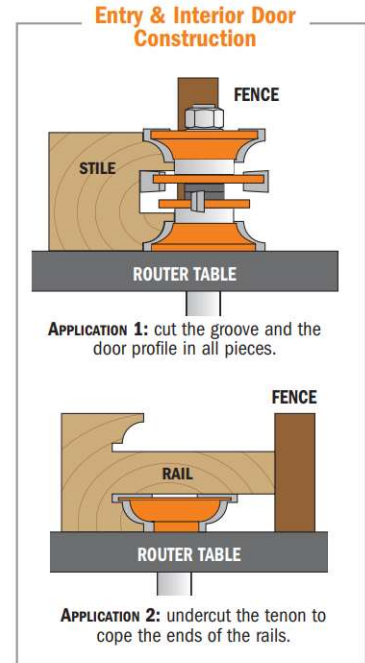
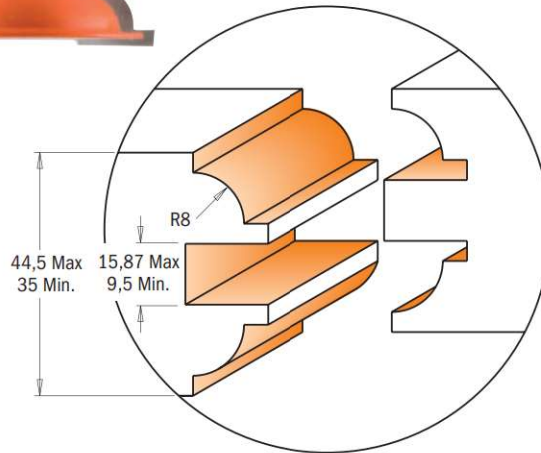
DESCRIPTION	BOXES	ORDER NO. S=Ø12mm	ORDER NO. S=Ø12,7mm
3-Piece Entry & Interior Door Router Bit Set	1	<b>900.527.11</b>	<b>800.527.11</b>

## 2-Piece Entry Door Router Bit Set



**8/955.806**

These bits allow you to create tongue-and-groove joints and produce entry and passage doors with minimal effort. The bit on the left, when used in pair with the bit 800.628.11, is great for producing long and beefy tenons, whereas the other tool makes the decorating profile.



D mm	I mm	Box	ORDER NO. S=Ø12mm	ORDER NO. S=Ø12,7mm	Spare parts							
44,5-48	35-44,5	5	955.806.11	855.806.11	8-22mm	up	down		0,1mm	0,3mm	3mm	
					791.005.00	822.021.11A	822.021.11B	822.022.11	541.515.00	541.516.00	541.500.00	990.020.00

## Tenon Cutting Router Bits



**8/900.628**

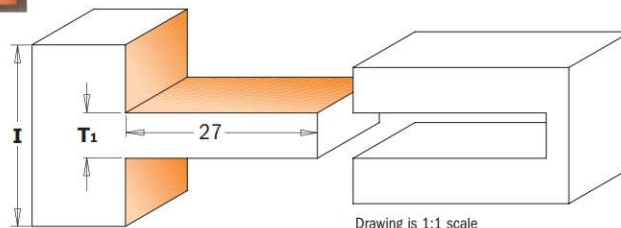


**8/900.627**



If you've struggled with adjusting tenons, we've got the perfect solution for you! CMT's tenon cutting router bit will produce the most perfect fitting tenons in every board you cut, even if the boards vary in thickness. Simply set the distance between the cutters using the included spacers, and you can easily cut tenons from 4,76mm (3/16") to 9,5mm (3/8") thick, up to 27mm (1-1/16") long. This simple-to-use router bit takes the mystery out of achieving the excellent tenon-to-mortise fit required for high quality joinery.

Maximum speed  
MAX RPM 12.000



**8-900.627**

T1	Spacers (mm)		
	6,35mm	3,2mm	1,6mm
4,76mm	1	0	0
6,35mm	1	0	1
8mm	1	1	0
9,5mm	1	1	1

D mm	I mm	T1 mm	Box	ORDER NO. S=Ø12mm	ORDER NO. S=Ø12,7mm	Spare parts							
75	34,9	4,76-9,5	5	900.627.11									
75	34,9	4,76-9,5	5		800.627.11	924.134.00	822.020.11	541.513.00	541.520.00	541.521.00	541.522.00	541.523.00	990.022.00
75	44,5	9,5-15,8	5	900.628.11		824.134.00	822.020.11	541.513.00	541.520.00	541.521.00	541.522.00	541.523.00	990.022.00
75	44,5	9,5-15,8	5		800.628.11	924.135.00	822.020.11	541.513.00	541.520.00	541.521.00	541.522.00	541.523.00	990.022.00
75	44,5	9,5-15,8	5			824.135.00	822.020.11	541.513.00	541.520.00	541.521.00	541.522.00	541.523.00	990.022.00

# The Cabinetmaking Sets



Available with raised panel bits in two different profiles, these sets feature six router bits for making arched raised panel doors and professional drawer fronts. These sets include:

**OGEE RAIL & STILE BITS:** these two perfectly matched tools will eliminate the frustration of setting up reversible cutters. The stile bits also feature shear angles for neater cuts.

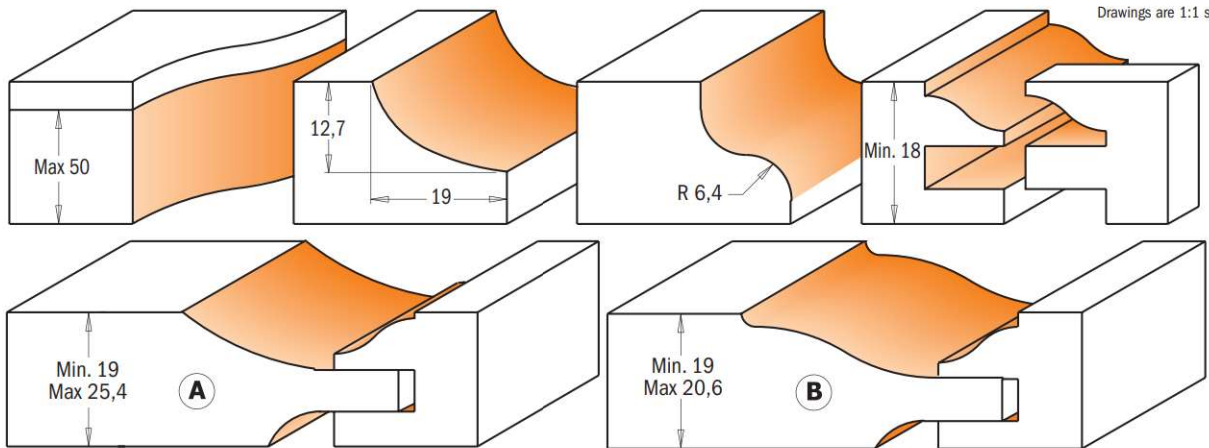
**RAISED PANEL BIT WITH BACKCUTTER:** this 88,9mm diameter bit features a backcutter for milling both the front and the back on the panel in a single cut. We recommend using a 31mm diameter bearing to work safely in two shallow passes.

**SUPER-DUTY FLUSH TRIM BIT:** this 19mm diameter bit gives you a superior cut with minimal chipping, even on end grain.

**OGEE DOOR EDGE BIT:** a subtle cove followed by a subtle roundover adds an elegant touch to your door edge.

**DRAWER FRONT BIT:** this bit makes a mini-raised panel cut on the outside edges of your drawer fronts.

DESCRIPTION		ORDER NO. S=Ø12,7mm
The Cabinetmaking Sets - Profile A (6 HW pcs.)	1	<b>800.515.11</b>
The Cabinetmaking Sets - Profile B (6 HW pcs.)	1	<b>800.520.11</b>



# Small Arch Door Sets

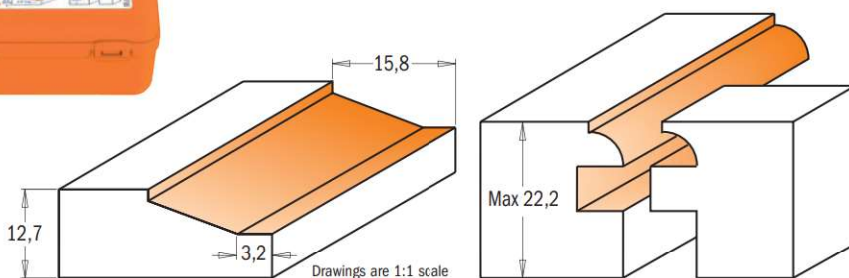


**800.524 - 900.024**



These 3-piece sets will produce beautifully raised panel doors with a classic beveled profile. Designed for use in fine furniture making, these sets include two matched cope and stick bits to produce frames from 15,87mm to 19mm in thickness. The stick bit shapes a decorative 4,76mm thumbnail moulding along the edge of the frame. The panel bit is designed for 12,7mm thick material. All bits are equipped with guide bearings for shaping curved work such as the small arched panel doors seen on secretaries and corner cabinetry. These sets also produce panels for small chests, lids for small boxes, or drawer fronts. Instructions included.

DESCRIPTION		ORDER NO. S=Ø8mm	ORDER NO. S=Ø12,7mm
Small Arch Door Sets (3 HW pcs.)	1	<b>900.024.11</b>	<b>800.524.11</b>



# CMT's Complete Kitchen Set

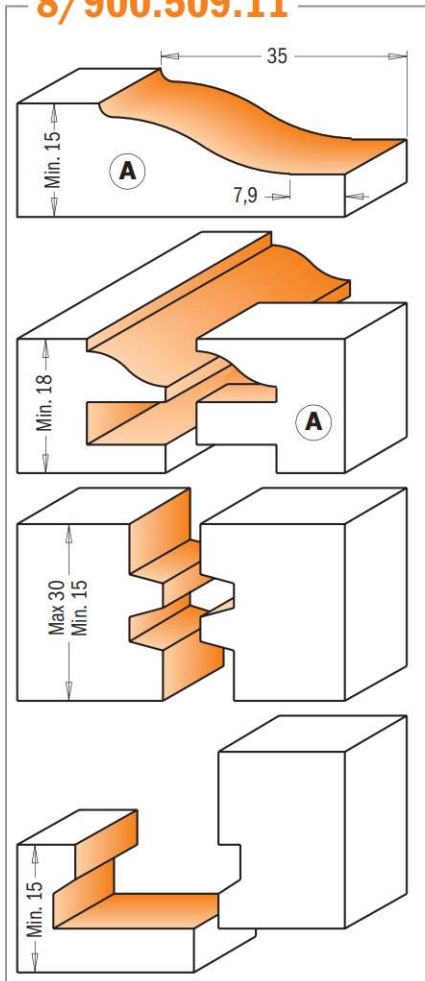


These CMT's sets aren't only a random selection of odds and ends packaged in a nice elegant box, but they are also professional kits for drawer and door makers. 3 sets to choose from, 5 different bits to suit your needs: a raised panel bit, rail and stile bits, a glue joint and a drawer lock bit. Please refer to the illustrations below for complete profile options.

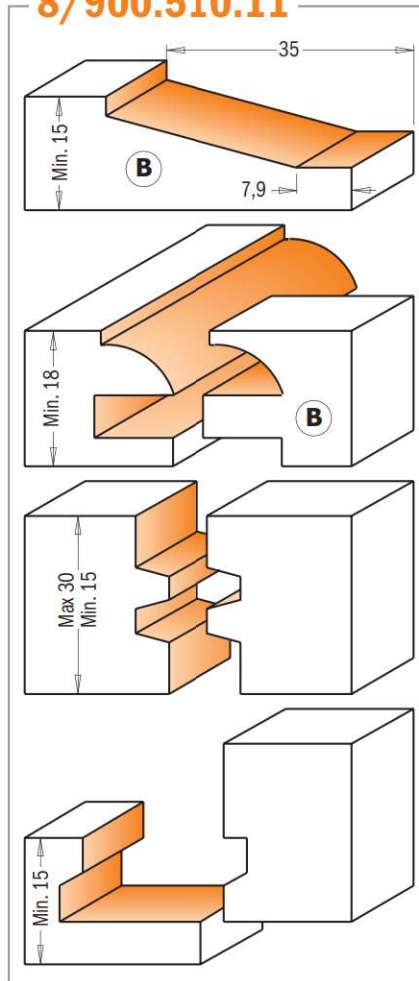


Drawings are 1:1 scale

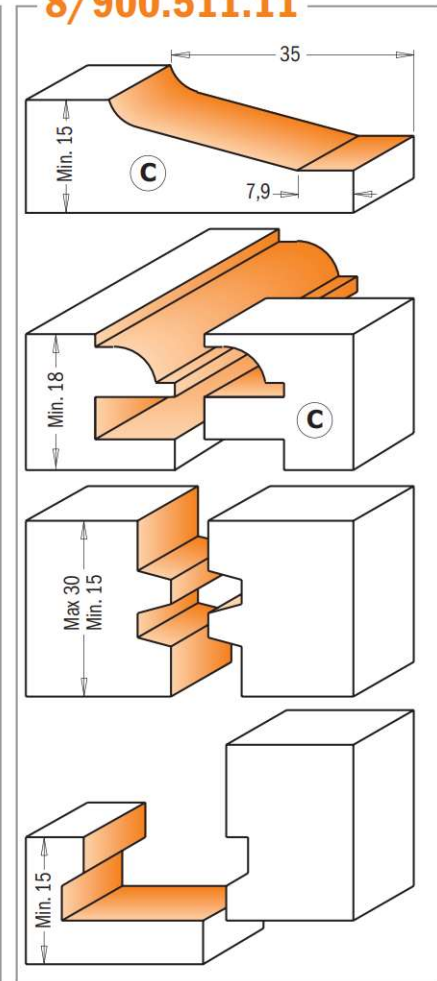
## 8/900.509.11



## 8/900.510.11



## 8/900.511.11



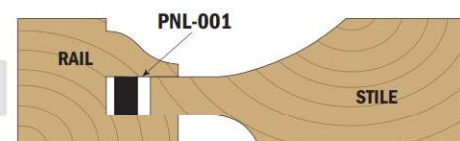
DESCRIPTION		ORDER NO. S=Ø12mm	ORDER NO. S=Ø12,7mm
CMT's Complete Kitchen Set - Profile A (5 HW pcs.)	1	900.509.11	800.509.11
CMT's Complete Kitchen Set - Profile B (5 HW pcs.)	1	900.510.11	800.510.11
CMT's Complete Kitchen Set - Profile C (5 HW pcs.)	1	900.511.11	800.511.11

## Panelign Strips

Beautiful panel doors can be ruined by a poorly-aligned panel. Next time, slip panelign strips into the rails to keep panels perfectly centred while allowing for expansion. Unlike carpet foam, which eventually loses elasticity and ceases to work, the rubber in panelign strips is specially designed to spring back indefinitely. The rectangular shape makes the strips easy to handle. Typical doors require 4 to 8 strips each.

# PNL

DESCRIPTION	DIMENSION mm	QTY.		ORDER NO.
Panelign Strips	27x7x7mm	200	1	PNL-001

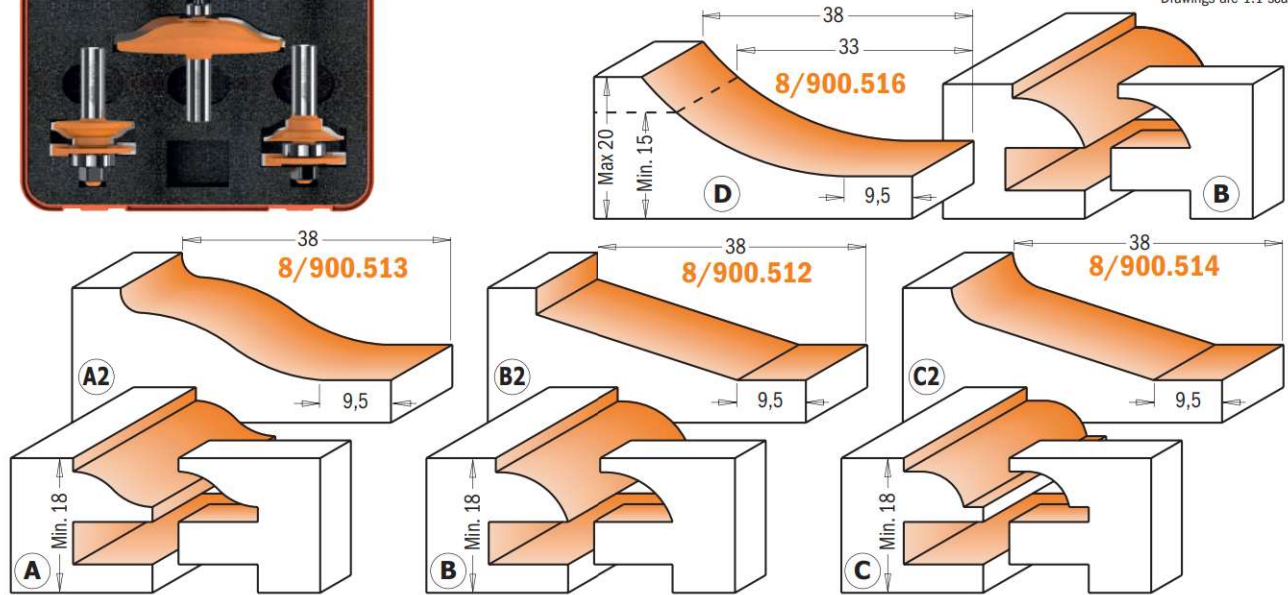



## Kitchen Sets



Our 3 piece kitchen set includes a couple of rail and stile bits and a raised panel bit. Choose among 4 possible profiles to make pane doors easily economically. Each bit is made from bar stock steel and the highest quality tungsten carbide, along with the trademark orange non-stick PTFE coating. Also, they all come with their protective hardwood case: perfect for keeping your bits safe, organized and within reach.

Drawings are 1:1 scale

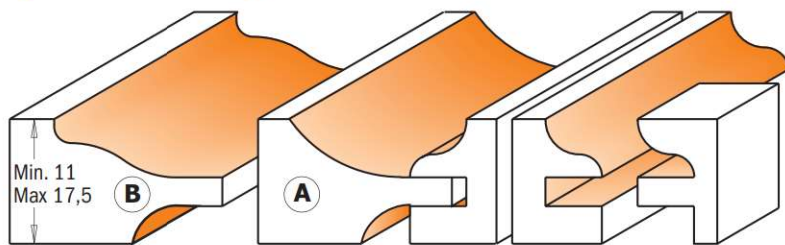


DESCRIPTION		ORDER NO. S=Ø12mm	ORDER NO. S=Ø12,7mm
Kitchen Set - Profile A+A <sub>2</sub>	1	<b>900.513.11</b>	<b>800.513.11</b>
Kitchen Set - Profile B+B <sub>2</sub>	1	<b>900.512.11</b>	<b>800.512.11</b>
Kitchen Set - Profile C+C <sub>2</sub>	1	<b>900.514.11</b>	<b>800.514.11</b>
Kitchen Set - Profile D+B	1	<b>900.516.11</b>	<b>800.516.11</b>

## The Raised Panel Sets with Backcutter

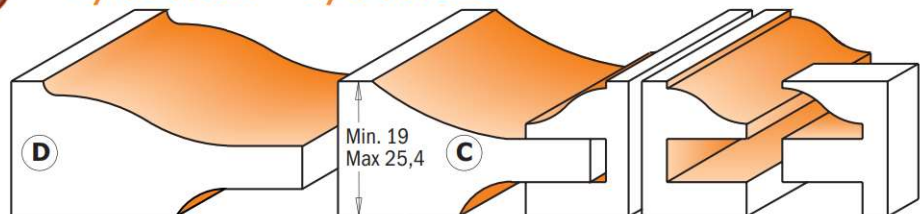


**8/900.518 - 8/900.522**




**8/900.517 - 8/900.521**

Drawings are 1:1 scale



CMT's junior raised panel sets add intricate detail on a whole new scale! You will make frame and panel details as small as 70mm square in material as thin as 11mm. Delicate panel doors are only the beginning - use these bits with templates to add interesting arches to your work. The sets include a choice of a cove or an ogee raised panel bit and an ogee rail & stile pair.

DESCRIPTION		ORDER NO. S=Ø12mm	ORDER NO. S=Ø12,7mm
Junior Raised Panel Sets - Profile A (3 HW pcs.) Ø63,5mm.	1	<b>900.518.11</b>	<b>800.518.11</b>
Junior Raised Panel Sets - Profile B (3 HW pcs.) Ø63,5mm.	1	<b>900.522.11</b>	<b>800.522.11</b>
Raised Panel Sets - Profile C (3 HW pcs.) Ø89mm.	1	<b>900.517.11</b>	<b>800.517.11</b>
Raised Panel Sets - Profile D (3 HW pcs.) Ø89mm.	1	<b>900.521.11</b>	<b>800.521.11</b>



## Adjustable Shaker Router Bit Sets

# TBOX

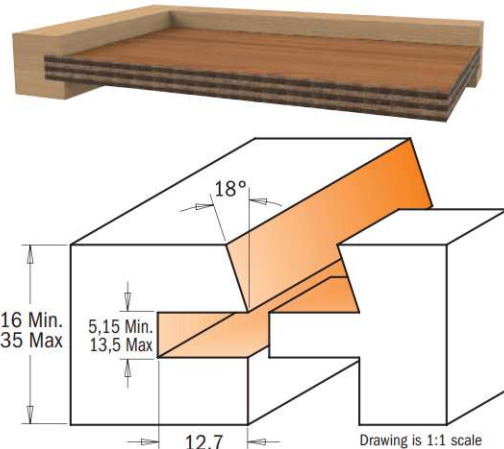
# CMT ORANGE TOOLS



Darbagaldi & Instrumenti

### 8/900.624

These new bit sets are excellent for producing adjustable tongue and groove joints with a bevel, in order to eliminate panel rattle that may occur with the production of standard cabinets. Cut precise grooves into your plywood veneered panels and make perfect rattle-free fits. To be used on table-mounted routers. Avoid using these bits in hand-held power tools.



D mm	T <sub>1</sub> mm	A	L mm	Box	ORDER NO. S=Ø12mm	ORDER NO. S=Ø12,7mm
41,2	16 - 35	18°	87	5	900.624.11	800.624.11

Spare parts

791.025.00	822.025.11	822.026.11	822.027.11	822.028.11	990.020.00	

Spare parts	541.515.00	0,1mm spacer	541.518.00	1mm spacer
	541.516.00	0,3mm spacer	541.500.00	3mm spacer
	541.517.00	0,5mm spacer	541.519.00	5,8mm spacer

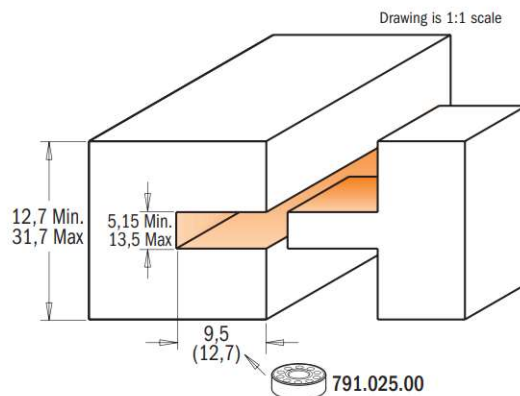
## Adjustable Tongue & Groove Bit Set for Mission Style Cabinet Doors

### 8/900.625



Exclusive CMT design which allows the perfect fit for undersized plywood panel. The tongue cutter features opposing shear angles to obtain flawless finishing on a large variety of materials such as plywood, softwood and hardwood. For use on a table-mounted router, not for handheld routers.

- Adjustable at 0.050mm (0.002") increments;
- For groove width from 5mm (13/64") to 13,5mm (17/32");
- Cut stock thickness of 12,7mm (1/2") to 31,7mm (1-1/4");
- Features micrograin carbide for longer life.



D mm	T <sub>1</sub> mm	Box	ORDER NO. S=Ø12mm	ORDER NO. S=Ø12,7mm
41,2	5,15-13,5	5	900.625.11	
41,2	12,7-31,7	5		800.625.11

Spare parts

924.136.00	791.012.00	822.025.11	822.026.11	822.027.11	822.028.11	990.020.00
824.136.00	791.012.00	822.025.11	822.026.11	822.027.11	822.028.11	990.020.00

Spare parts	541.515.00	0,1mm spacer	541.518.00	1mm spacer
	541.516.00	0,3mm spacer	541.500.00	3mm spacer
	541.517.00	0,5mm spacer	541.519.00	5,8mm spacer

# Slot Cutter Sets



## 8/923.001

Create slots, grooves and rabbets on all materials using the CMT slot cutter sets. Ideal for biscuit and tongue and groove joints. **These sets include 4 different bearings to allow a cutting depth of 7,95mm, 9,5mm, 12,8mm and 14,3mm.** Please refer to the chart below for applications and the correct cutter combinations.

**SAFETY TIPS:** never use the slot cutter sets without shims between cutters, whose distance can vary from 1mm to 1,7mm. Shims can also be positioned between the ball bearings and the cutters.



### Assembly Illustration

Part No.	S
924.081.10	8mm
824.121.10	12,7mm
924.082.10	8mm
824.122.10	12,7mm
924.080.10	8mm
824.127.10	12,7mm
924.083.10	8mm
824.128.10	12,7mm

Spare parts		
H mm	Part No.	ORDER NO.
14,3	8-19	791.033.00
12,7	8-22	791.005.00
9,5	8-28,5	791.030.00
8	8-31,5	791.033.00

DESCRIPTION	Box	ORDER NO.	Spare parts								
		S=Ø8mm	2mm	3mm	4mm	5mm	6mm				
Set	1	923.001.11	822.320.11	823.330.11	823.340.11	823.350.11	822.360.11	924.081.10	924.082.10	924.080.10	924.083.10

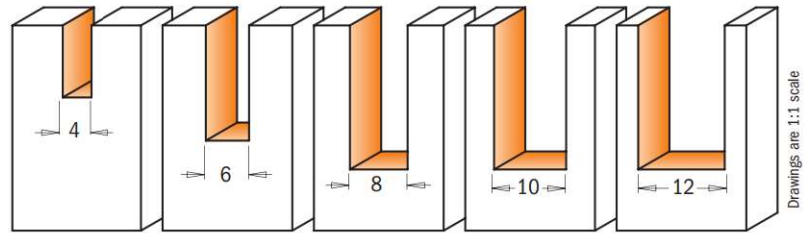
DESCRIPTION	Box	ORDER NO.	Spare parts								
		S=Ø12,7mm	1,6mm	3,2mm	4mm	4,8mm	6,4mm				
Set	1	823.001.11	822.316.11	823.332.11	823.340.11	822.348.11	822.364.11	824.121.10	824.122.10	824.127.10	824.128.10

# 5-Piece Straight Bit Set & Profile Bit Set

Our beautiful sets are the perfect companion for the professional craftsman. We offer three 5-piece sets with a selection of straight bits and the most popular profile router bits. These tools feature Fatigue Proof® steel, micrograin carbide and orange PTFE non-stick coating. Safely stored in a solid plastic box to fit in your display cabinet.

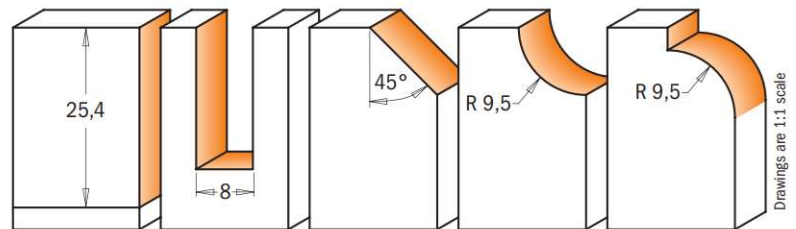


## 8/900.005.01



DESCRIPTION	Box	ORDER NO.	ORDER NO.
		S=Ø6,35mm	S=Ø8mm
5-Piece Straight Bit Set	5	800.005.01	900.005.01

## 7/900.005.03



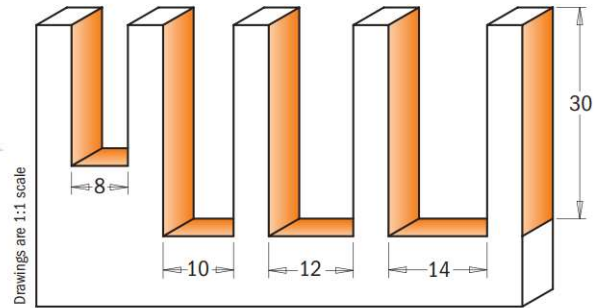
DESCRIPTION	Box	ORDER NO.	ORDER NO.
		S=Ø6mm	S=Ø8mm
5-Piece Profile Bit Set	5	700.005.03	900.005.03

# Router Bit Set with Insert Knives



**600.005.01** **INSERT CARBIDE** **Z1** **Z2** **RH** **2X LONGER LIFE**

This set is the perfect companion for the professional craftsman. We offer the 5 most popular bits with knives and all necessary spare knives and Torx keys. They are perfect for working on all materials such as solid wood, wood composites, plastic and laminated materials. For use with a hand held or CNC router.

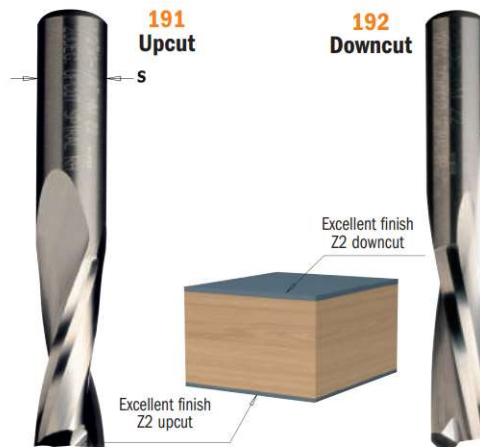


DESCRIPTION	ORDER NO. S=Ø8mm
Router Bit Set with Insert Knives	<b>600.005.01</b>

**10 spare knives and 2 torx keys included**

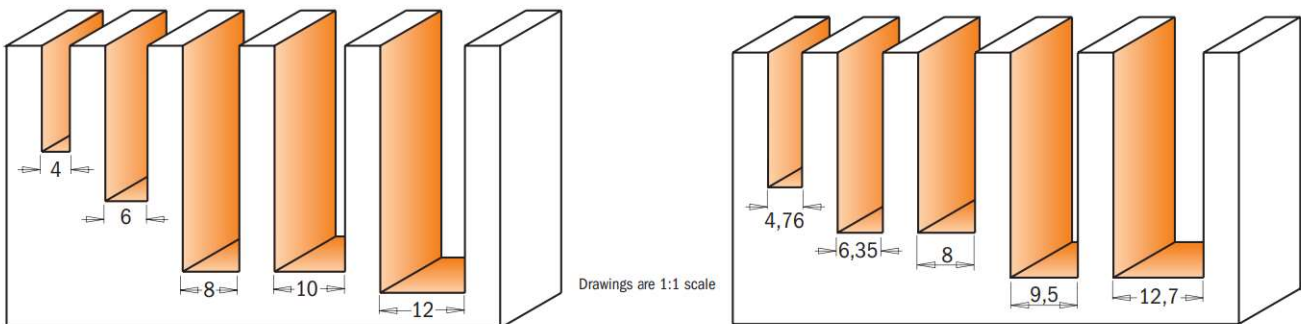
SET CONTAINS	D mm	I mm	KNIVES	ORDER NO. S=Ø8mm
Straight Router Bit with Knife	8	20	790.200.01 - 20 x 4,1 x 1,1mm	<b>651.080.11</b>
Straight Router Bit with Knife	10	30	790.300.01 - 30 x 5,5 x 1,1mm	<b>651.100.11</b>
Straight Router Bit with Knife	12	30	790.300.01 - 30 x 5,5 x 1,1mm	<b>651.120.11</b>
Straight Router Bit with Knife	14	30	790.300.01 - 30 x 5,5 x 1,1mm	<b>651.140.11</b>
Flush Trim Bit with Knife	19	30	790.300.00 - 30 x 12 x 1,5mm	791.007.00 <b>657.191.11</b>

# 5-Piece Spiral Bit Sets



**191/192** **HWM** **Z2** **RH**

CMT is proud to offer you these new sets of high quality solid tungsten carbide upcut and downcut spiral bits in the most popular diameters. The new formulated super micrograin composition guarantees extremely sharp long-lasting cutting edges, whereas the spiral layout allows for a more efficient chip ejection. In addition, these bits stay cooler during work and are suitable for CMT's new precision machines. Recommended for use on soft and hardwood, plywood, laminates, MDF and plastic materials. To be used on handheld routers and CNC machines.



DESCRIPTION	ORDER NO. S=Ø8mm	ORDER NO. S=Ø6,35-12,7mm
5-Piece Upcut Spiral Bit Sets (Ø4 - 6 - 8 - 10 - 12mm)	<b>191.000.01</b>	
5-Piece Downcut Spiral Bit Sets (Ø4 - 6 - 8 - 10 - 12mm)	<b>192.000.01</b>	
5-Piece Upcut Spiral Bit Sets (Ø4,76 - 6,35 - 8 - 9,5 - 12,7mm)		<b>191.000.02</b>
5-Piece Downcut Spiral Bit Sets (Ø4,76 - 6,35 - 8 - 9,5 - 12,7mm)		<b>192.000.02</b>

# NEW CONTRACTOR ROUTER BIT FROM CMT



Deluxe packaging



For value-driven contractors,  
remodelers and DIYers.  
Great quality/price ratio  
and long-lasting performance.



#### HEAT-TREATED SHANK & BODY FOR GREATER DURABILITY

The bits are made from the finest steel hardened to reach 58 Rockwell which ensures durability and good cutting performance.



#### ANTI-KICKBACK DESIGN

Controls depth of cut and minimizes kickback reducing your risk of injury.

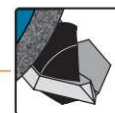


**SINTERHIP  
HI-DENSITY CARBIDE**  
New process called SinterHIP (Hot Isostatic Pressing), helps prevent material failure and increases cutting life.



#### CORROSION-FREE BLACK COATING

Protects against corrosion and provides a longer bit life.



#### PRECISION GROUND CUTTING EDGES

Each cutting edge is precisely sharpened to obtain a sharp and durable cutting angle.

# Straight Bits

new

**CMT ORANGE TOOLS**



## K911-K912

HW Z1 Z2 RH

Designed for making slots and routing channels in wood and wood composites. Hi-Density carbide-tipped cutting edges provide smooth performance and a precise cut. Engineered for efficient chip clearance.



D mm	I mm	L mm	Z		ORDER NO. S=Ø8mm
3	8	51	1	10	K911-030
4	11	51	1	10	K911-040
5	12,7	51	1	10	K911-050
6	16	51	1	10	K911-060
6	25,4	57	2	10	K912-060
8	20	51	2	10	K911-080
8	32	62	2	10	K912-080
10	20	51	2	10	K911-100
10	32	62	2	10	K912-100
12	20	51	2	10	K911-120
12	32	62	2	10	K912-120
14	25,4	56	2	10	K911-140
15	25,4	56	2	10	K911-150
16	25,4	56	2	10	K911-160
18	25	56	2	10	K911-180
20	25	56	2	10	K911-200
22	25,4	56	2	10	K911-220
24	25,4	56	2	10	K911-240
25	25,4	57	2	10	K911-250



# Straight Bits with Centre Tip



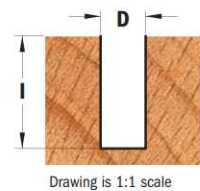
## K174

HW Z2+1 RH

Thanks to the center tip the cutting edge allows you to execute any kind of plunge drilling and trimming jobs on soft or hardwood, wood composites and plastic or laminated materials.



D mm	I mm	L mm	Z		ORDER NO. S=Ø8mm
8	20	51	2+1	10	K174-080
8	40	90	2+1	10	K174-082
10	20	51	2+1	10	K174-100
10	40	90	2+1	10	K174-101
12	20	51	2+1	10	K174-120
12	40	90	2+1	10	K174-121
16	20	51	2+1	10	K174-160
16	40	90	2+1	10	K174-161
18	20	51	2+1	10	K174-180
20	20	51	2+1	10	K174-200
22	20	70	2+1	10	K174-220



## Pattern Bits

new

**CMT** ORANGE TOOLS®

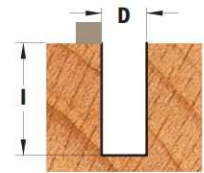


### K911B

Our pattern bit makes template routing easy and accurate. Create cabinets, furniture, signs, toys or just about any other project you can imagine. Our smooth-running top bearing will glide along your template creating a perfect copy in the wood piece below.

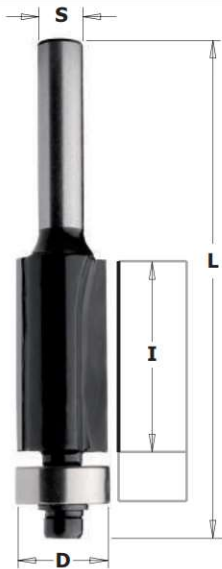


D mm	I mm	L mm	Z		ORDER NO. S=Ø8mm
16	25,4	70	2	10	<b>K911-160B</b>
22	25,4	70	2	10	<b>K911-220B</b>



Drawing is 1:1 scale


## Flush Trim Bits




### K906

Precise flush trimming of wood or laminate material. Bottom bearing runs effortlessly against finished work piece delivering a smooth to the touch flush trim cut. Two carbide-tipped cutting edge design optimizes performance.




I mm	D mm	L mm		ORDER NO. S=Ø8mm
14	9,5	56	10	<b>K906-096</b>
25,4	12,7	67	10	<b>K906-127</b>
25,4	19	67	10	<b>K906-191</b>



Drawing is 1:1 scale


## Round Nose Bits

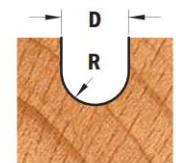


### K914

Designed for sign and cabinet makers. Use the round nose to make decorative doors, drawer fronts, signs or add a design to any other creative project. Features two carbide-tipped cutting edges which, provide a smooth cut in wood and wood products.



R mm	D mm	I mm	L mm		ORDER NO. S=Ø8mm
3	6	9,5	40	10	<b>K914-060</b>
4,75	9,5	9,5	40	10	<b>K914-095</b>
6,35	12,7	12,7	40	10	<b>K914-127</b>
8	16	12,7	45	10	<b>K914-160</b>
9,5	19	12,7	46	10	<b>K914-190</b>

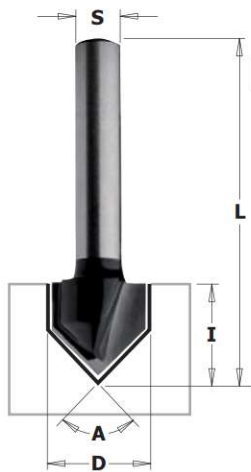


Drawing is 1:1 scale

## V-Groove Bits

new

**CMT ORANGE TOOLS®**

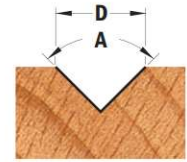


### K915-K958

Make a clean sharp v-groove in panel and drawer fronts for decorative projects. Good for engraving letters for signs, they feature two sharp carbide-tipped cutting edges for smooth fast cutting. Choose from our 60° or 90° v-groove angle.

HW Z2 RH

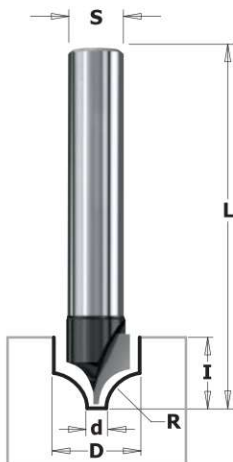
D mm	I mm	A	L mm	Z		ORDER NO. S=Ø8mm
12,7	12,7	90°	45	2	10	<b>K915-127</b>
16	16	90°	45	2	10	<b>K915-160</b>
31,8	20	90°	60	2	10	<b>K915-317</b>
11	14	60°	45	2	10	<b>K958-110</b>



Drawing is 1:1 scale

**TBOX**  
Darbagaldi & Instrumenti

## Decorative Ogee Bit

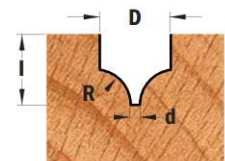


### K965

This new CMT bit produces a classic single or double-edged bead. Ideal for creating a marked decorative effect on panel, door and drawer work.

HW Z1 RH

D mm	d mm	I mm	R mm	L mm		ORDER NO. S=Ø8mm
10	1,3	10	5	50,8	10	<b>K965-100</b>



Drawing is 1:1 scale

**TBOX**  
Darbagaldi & Instrumenti

## Keyhole Bit

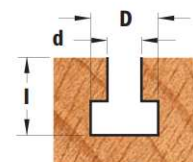


### K950

Easily create a hardware-free way to hang pictures and plaques on a wall. Cuts a key-holed groove or slot in a variety of materials such as wood, plywood and laminates.

HW Z1 RH

D mm	d mm	I mm	L mm		ORDER NO. S=Ø8mm
9,5	4,76	11,1	48	10	<b>K950-095</b>

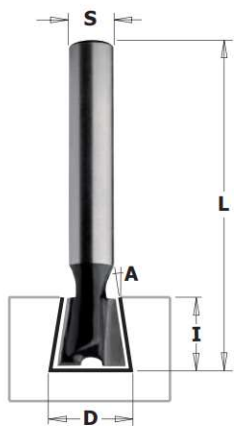


Drawing is 1:1 scale

## Dovetail Bit

new

**CMT ORANGE TOOLS**

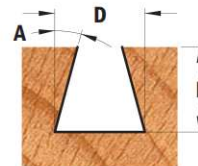


**K918**

Use our bits with some of the most popular dovetail jigs on the market to create clean dovetail joints in wood and wood composite material. Balanced for good performance.



D mm	I mm	L mm	A		ORDER NO. S=Ø8mm
12,7	12	45	14°	10	<b>K918-127</b>



Drawing is 1:1 scale

## Slot Cutters



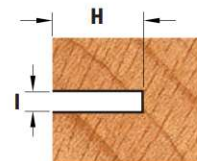
**K922**

Uses for these 2 wing slot cutter are almost infinite. Cut slots and grooves for splines, biscuits, T-molding or tongue and groove joints.



**NOTE:** For biscuit joints, use I=4mm slot cutter.

I mm	D mm	H mm		ORDER NO. S=Ø8mm
3	40	12,5	10	<b>K922-330A</b>
4	40	12,5	10	<b>K922-340A</b>
5	40	12,5	10	<b>K922-350A</b>
6	40	12,5	10	<b>K922-360A</b>



Drawing is 1:1 scale

## Chamfer Bit



**K936**

Produce clean, accurate bevel or chamfer edges for edge jointing, decorative edges or perfectly aligned boxes. Features two carbide-tipped cutting edges, anti-kickback design with heat treated shank and body for durability. Bottom bearing included.



D mm	I mm	A	L mm		ORDER NO. S=Ø8mm
35	15	45°	56	10	<b>K936-350</b>



Drawing is 1:1 scale

**TBOX**

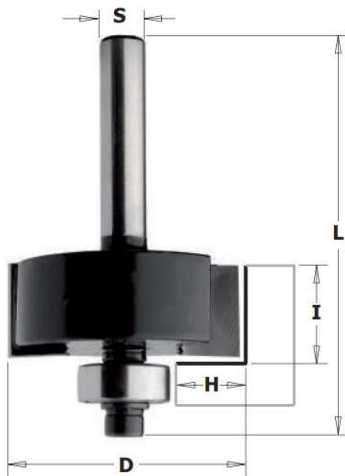
Darbagaldi & Instrumenti



## Rabbeting Bit

new

**CMT ORANGE TOOLS**

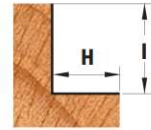


### K935

Ideal for creating inset doors and drawer fronts or to re-groove old window frames to accept a panel of glass. Features two carbide-tipped cutting edges, anti-kickback design with heat treated shank and body for durability. Bottom bearing included.

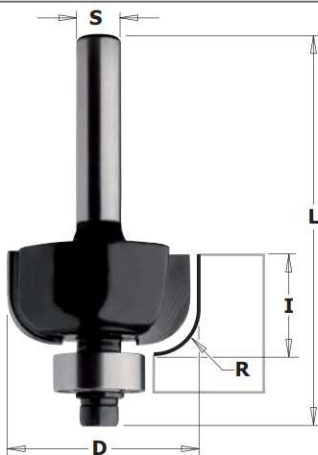


D mm	I mm	H mm	L mm		ORDER NO. S=Ø8mm
31,8	12,7	9,5	54	10	K935-317



Drawing is 1:1 scale

## Cove Bits




### K937

Give your doors and drawer fronts an elegant touch. Pair a cove bit with a roundover bit to create decorative elements on your furniture projects. Features two carbide-tipped cutting edges, anti-kickback design, heat treated shank and body for durability. Bottom bearing included.



D mm	I mm	R mm	L mm		ORDER NO. S=Ø8mm
31,8	14	9,5	56	10	K937-317
38,1	16	12,7	62	10	K937-380



Drawing is 1:1 scale

**TBOX**  
Darbagaldi & Instrumenti

## Ovolo Bit



### K927

Ideal for furniture makers, you get a roundover with top and bottom bead all in one. Bit equipped with two carbide-tipped cutting edges, features anti-kickback design and heat treated shank and body for increased durability.



D mm	I mm	R mm	L mm		ORDER NO. S=Ø8mm
25,4	14,3	6,3	46	10	K927-064

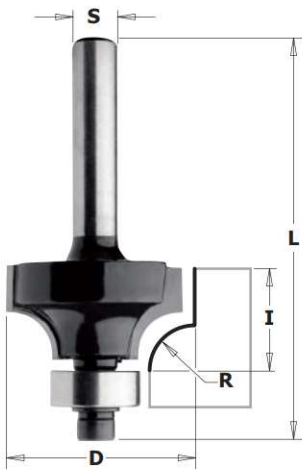


Drawing is 1:1 scale

# Roundover & Beading Bits

new

**CMT ORANGE TOOLS®**


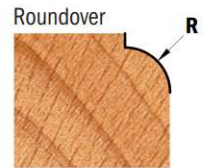


## K938

A popular profile for taking the edge off a sharp corners. When partnered with a cove bit, you can create a drop-leaf table or other intricate projects. Bits equipped with two carbide-tipped cutting edges, anti-kickback design, and heat treated shank/body for increased durability. Bottom bearing included.



D mm	I mm	R mm	L mm		ORDER NO. S=Ø8mm
16,7	7,9	2	51	10	<b>K938-167</b>
18,7	10,5	3	53	10	<b>K938-187</b>
22,2	12,7	4,8	54	10	<b>K938-222</b>
25,4	13,5	6,3	55	10	<b>K938-254</b>
28,7	15,5	8	53	10	<b>K938-287</b>
31,8	16,5	9,5	58	10	<b>K938-317</b>
38,1	19	12,7	61	10	<b>K938-380</b>
44,7	22,2	16	67	10	<b>K938-445</b>

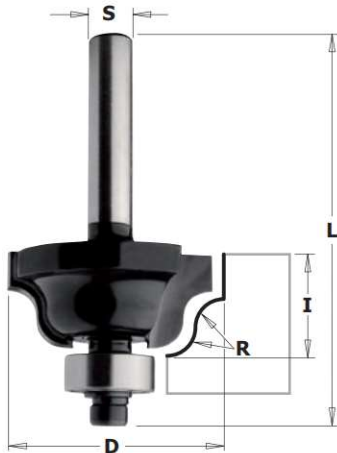


Drawing is 1:1 scale



EACH BIT INCLUDES A 3/8" BEARING FOR BEADING PROFILES

# Roman Ogee Bit




## K940

A very popular bit for making a wavy profile which, gives a touch of class to your furniture. These bits feature an anti-kickback design, rust-resistant black coating and include a smooth running bearing for template work.



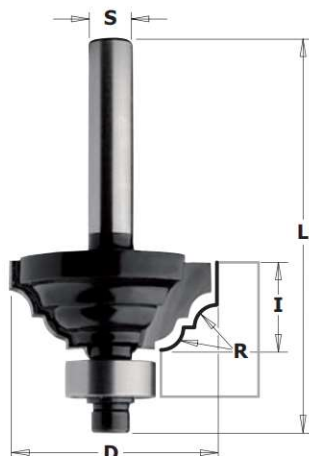
D mm	I mm	R mm	L mm		ORDER NO. S=Ø8mm
28,6	12,7	4	54	10	<b>K940-286</b>



Drawing is 1:1 scale

**TBOX**  
Darbagaldi & Instrumenti

# Classical Ogee Bits

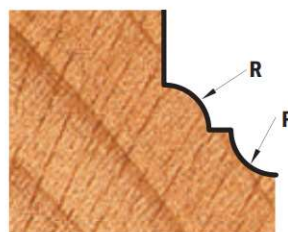


## K941

This bit produces both a concave and a convex profile on your work piece for smooth eye-catching detail! They feature 2 sharp cutting edges, rust-resistant black coating and are equipped with a bottom bearing for easy template work on both natural wood and wood-based materials.




D mm	I mm	R mm	L mm		ORDER NO. S=Ø8mm
42,9	18	6,3	60	10	<b>K941-430</b>



Drawing is 1:1 scale

# Finger Pull Bit

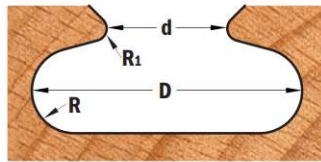


## K955

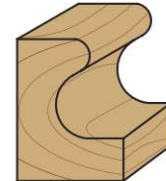
Why interrupt the subtle linearity of an all-wood drawer front or cabinet door with a metal knob or handle? Use these finger pull bits and make a harmonious wooden handle. Two options are available: a template profile made directly in the wood or a European-style hardwood pull as illustrated below.



D mm	d mm	l mm	R mm	R <sub>1</sub> mm	L mm		ORDER NO. S=Ø8mm
19,05	9,5	19,05	4,8	2,4	57,2	10	<b>K955-190</b>
38,1	17	20,7	6	1,8	55,4	10	<b>K955-380</b>



Drawing is 1:1 scale



# Replacement Bearing Set



## 79101

PACK QTY. 10

SET INCLUDES	PIECES
3/8" Bearing	1
1/2" Bearing	1
3/8" Dust Shields	1
1/2" Dust Shields	1
Screw	1
Hex Key	1

# What work parameters are best when routing?

Answering the following questions will provide you with the answer!

- **What equipment are you using?** Using brand new equipment of high quality is not the same as using outdated machinery! It is important to understand that vibration is the direct result of wear and tear, which can lead to a poor quality finish. Feed rate should be chosen in order to dampen vibration, and quite often, higher feed rates are associated with better finishing results.
- **What factors influence the performance of the bit I am using?** Many factors affect performance and the ultimate finish of the workpiece: the power of the collet chuck, the rigidity and eccentricity of the couplings, conditions and quality of the collets, reverse locking system, sharpened tool edge, the dust-collection system in use and even the relative humidity of the workplace environment.
- **What bit should I use?** The number of cutting edges as well as the cutting diameter significantly affect work parameters. In general, the more cutting edges and the wider the blade diameter, the higher the feed rate.
- **What is the cutting depth I hope to carry out?** In order to increase cutting depth, it is necessary to reduce the feed rate and vice versa for shallower cuts.
- **At what speed does my machine run?** By increasing the spindle speed (rpm), the quality of the finished edge improves. However, at the same time friction also increases between the tool and the workpiece. As a result, tool longevity is compromised. Ideally, the objective is to select the slowest rotation speed possible compatible with the quality of finishing you hope to achieve.
- **What edge finish am I looking to achieve?** Coarse routing and fine routing are definitely not the same thing! You need to figure out what is more important: quality or quantity. In order to prolong the life of your cutting tool, its best to choose the highest feed rate possible best suited to achieve the finish you want.
- **Above all...what materials am I working with?** Wood is a good example of natural fiber composite. It is made up of a natural fibrous material, both elastic and flexible (cellulose: long molecular polymer chains), bound together by a very rigid substance (lignin: cross-linked polymer) as well as a compatibilizer (hemicellulose: a polysaccharide). It is an anisotropic material, that is, directionally dependent, changing with direction along the object. How many types of wood and wood derivatives are you familiar with? Remember, no two pieces of wood are the same! In fact, the same work parameters carried out on two different pieces of wood will provide two very different results.

Feed rate is dependent of several factors, like the ones mentioned above - and these are just a few examples. It is important to weigh all factors in order to select an optimum feed rate suitable for the tools and work objectives involved. CMT is synonymous with quality and to produce high quality cuts you just can't randomly shoot off a bunch of numbers. Be wary of those who provide you with random numbers.

**I get it...but where do I start?** *The best way to go forward is step-by-step using reliable test data.* To quickly achieve the results best suited for your specific work expectations, you can always turn to theory!

One rule of thumb, which may prove advantageous, is to use a simple gauge to measure chipload wherever possible. On the one hand, it should be noted that when chips that are too thick, breakage will occur, resulting in a poor, rough finish. On the other hand, when chips are too thin, it will negatively affect tool longevity and cause rapid wear and tear of the cutting edge because the teeth of the tool are rubbing more than removing material.

The next time you experiment, you need to properly assess the specific demands of the work involved, assess chipload measurements and try to orient yourself towards a different thickness by taking into account the aforementioned factors. Then, with the aid of the formulas listed below, proceed to establish the appropriate feed rate for your next test. This will help you to achieve better results faster and you will have the essential information you will need for the next work project.

**PARAMETERS:**

V = feed rate (m/min)

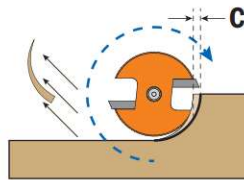
Z = cutting edges

C = Chipload (mm)

**FORMULAS:**

$$V = (RPM \times Z \times C) / 1000$$

$$RPM = V \times 1000 / (Z \times C)$$



**EXAMPLE:**

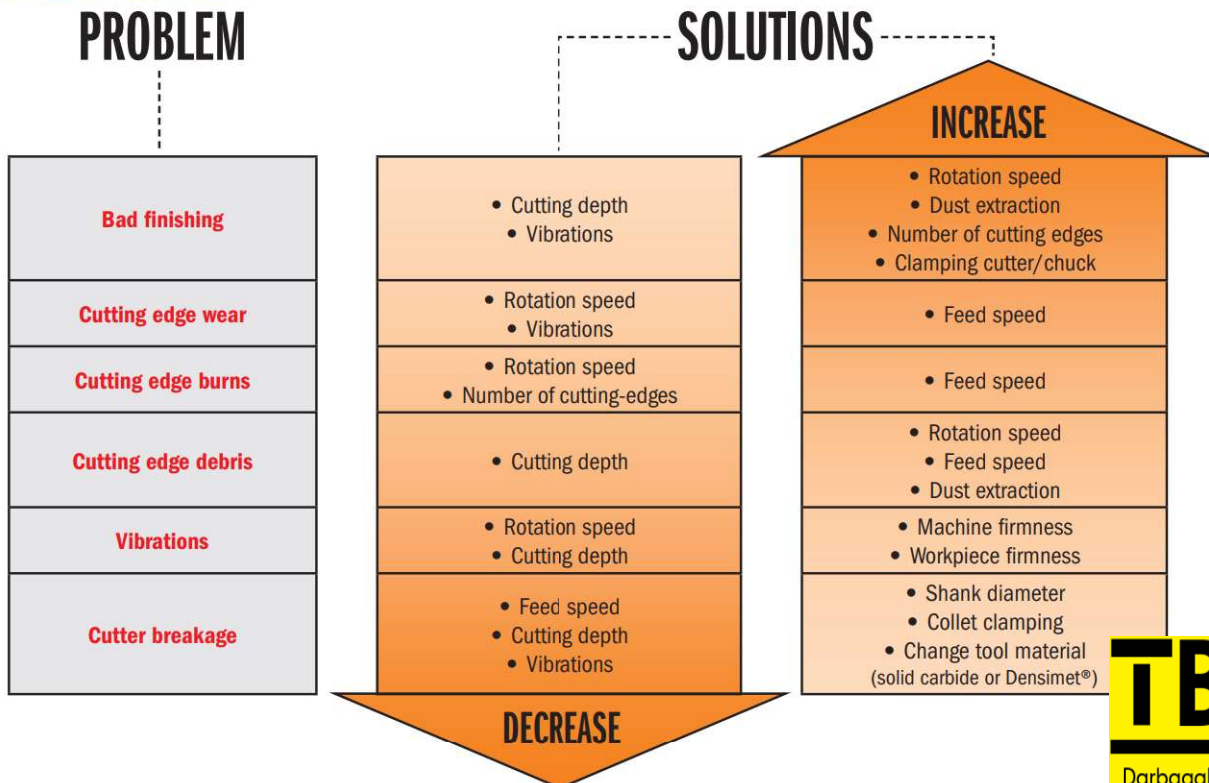
with caliper take measurement of a good result chipload (C=0,2mm).

Z=2


RPM=18000

$$V = (RPM \times Z \times C) / 1000 = (18000 \times 2 \times 0,2) / 1000 = 7,2m/min$$

**PROBLEM SOLVING**



# CNC ROUTER CUTTERS & CHUCKS



PRODUCTS	PAGE
Kinetic Dust Extractor	248
CNC Chucks	249-252
Precision Collets	252-253
MK2 Chucks	254
HSK Chucks for Grooving Blade	254-255
Cutter Arbor	256
Universal Assembly Supports for Chucks	256
DLCS Coating Solid Carbide Spiral Bits	257
Solid Carbide Spiral Bits	258-268
Solid Surface and Fiberglass Bits	269
CNC DP Straight Cutters	270-274
CNC Carbide Cutters	275-278
CNC Profiled Cutters	279-283
Slot & Mortise Bits	284-290





## 992 Removes MDF & Chipboard dust from the workpiece

	DESCRIPTION	D mm		ORDER NO.
	Kinetic Dust Extractor for chucks with ER20	80	1	992.081.ER20
	Kinetic Dust Extractor for chucks with ER25	80	1	992.081.ER25
	Kinetic Dust Extractor for chucks with DIN6388/EOC25 collets	100	1	992.101.EOC25
	Kinetic Dust Extractor for chucks with ER32 collets	100	1	992.101.ER32
	Kinetic Dust Extractor for chucks with ER40 collets	100	1	992.101.ER40


**Spare parts** 991.285.00 C-Spanner 80-90mm (ER20/ER25)  
 991.284.00 C-Spanner 95-100mm (EOC25/ER32/ER40)

**Optional**  
 (required for installation, not included)

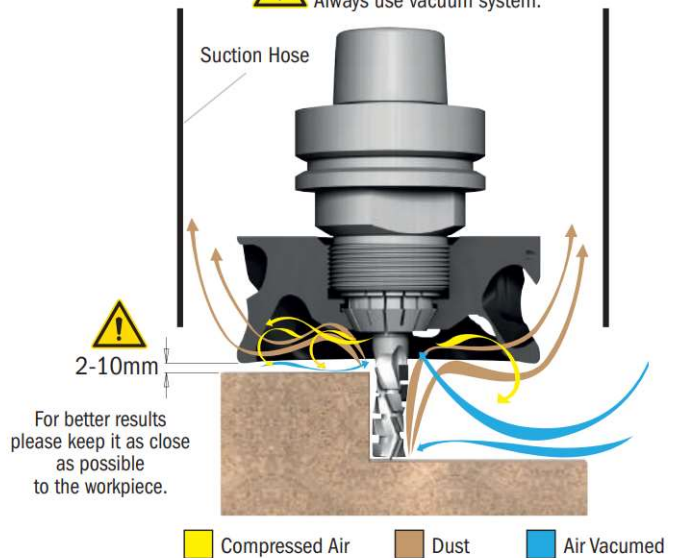
### EASY TO USE!

#### Install & remove as a clamping nut

- Health & Safety
- Tool Performance & Cut Quality
- Tool Life & Labor Costs
- Recommended for Nesting and Routing operations
- No wasted time during work process
- Replaces the standard clamping nut
- Suitable for any collet chucks with standard router bits
- Available for ER32 - ER40 - EOC25 (DIN6388) collets
- The thick ceramic coat gives to KDE an anti-corrosion, anti-friction and anti-static surface.
- Tool body in light alloy
- Better air quality
- Good performances even at low rpm: from 6,000 up to 20,000 rpm
- Material: chipboard, coated chipboard, MDF, Corian®, plasterboard, OSB, HPL.



Always use vacuum system.



Download Instruction

Watch the video on



Watch Video


#### Working **WITHOUT** Kinetic Dust Extractor



#### Working **WITH** Kinetic Dust Extractor



## HSK Chucks for "ER40" Precision Collets



### 183.310 X-TREME



S	DESCRIPTION	TO BE USED WITH COLLET	BOX	ORDER NO. Left-hand rotation	ORDER NO. Left-hand rotation
HSK-63F	Clamping nut without bearing	ER40	1	<b>183.310.01</b>	<b>183.310.02</b>
HSK-63F	Clamping nut with bearing	ER40	1	<b>183.310.11*</b>	

Spare parts 990.117.00 M6x6mm screw

\* Suitable for right-hand and left-hand rotation.



#### NON-STICK ORANGE CHROME® SHIELD COATING

- prevents overheating
- protects against corrosion and rust
- reduces resin build-up
- longer life and greater tool performance

For Homag, Eima, IMA from 9/94, Dubus, Weeke, Biesse, SCM, Morbidelli and Masterwood machines.

S	DESCRIPTION	TO BE USED WITH COLLET	BOX	ORDER NO. Right-hand rotation	
<b>new</b> HSK-63F	Clamping nut without bearing	ER40	1	<b>183.310.91</b>	

Spare parts 990.117.00 M6x6mm screw

Without Orange Chrome® Shield Coating

## ISO30 Chucks for "ER40" Precision Collets



995.200

### 183.201



S	TO BE USED WITH COLLET	RETAINING STUD mm	BOX	ORDER NO. Right-hand rotation	
ISO30	ER40	Ø12-8	1	<b>183.201.01</b>	

For Biesse machines



995.201

### 183.211



S	TO BE USED WITH COLLET	RETAINING STUD mm	BOX	ORDER NO. Right-hand rotation	
ISO30	ER40	Ø13-9	1	<b>183.211.01</b>	

For Biesse machines with Omlat engine, Bulleri, Busellato, CMS and IMA machines.



995.202

### 183.221



S	TO BE USED WITH COLLET	RETAINING STUD mm	BOX	ORDER NO. Right-hand rotation	
ISO30	ER40	Ø12,8-9	1	<b>183.221.01</b>	

For Alberti and Masterwood machines.

## Clamping Nuts for Chucks with "ER40" Precision Collets



### 992.383



DESCRIPTION	BOX	ORDER NO. Right-hand rotation	ORDER NO. Left-hand rotation
<b>Clamping nut without bearing</b> For 183.201/211/221/310 chucks	1	<b>992.383.01</b>	<b>992.383.02</b>
<b>Clamping nut with bearing</b> For 183.201/211/221/310 chucks	1	<b>992.383.11</b>	

## C-spanner for "ER40" Precision Collets



### 991.184

DESCRIPTION	BOX	ORDER NO.
C-Spanner for "ER40" precision collet	1	<b>991.184.00</b>